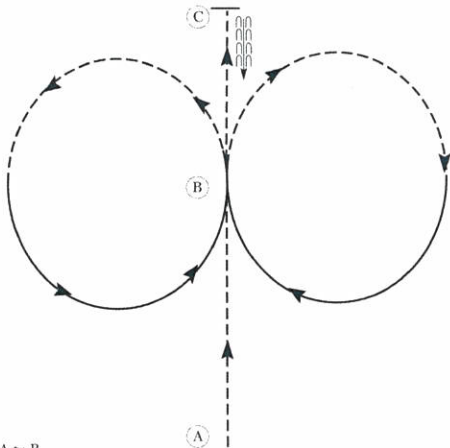


# ESQHA Fall Show

## Equitation (All Level 1)

Show Date: 09-21-2019

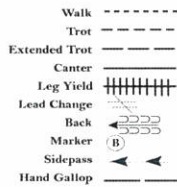
www.HorseShowPatterns.com



www.HorseShowPatterns.com

1. Sitting trot A to B
2. At B posting trot on the left diagonal in a half circle.
3. Canter on the right lead back to B.
4. Posting trot on the right diagonal in a half circle.
5. Canter on the left lead back to B.
6. Sitting trot to C.
7. Stop at C and back approximately one horse length.

Exit at a sitting trot.



Pattern Provided by:

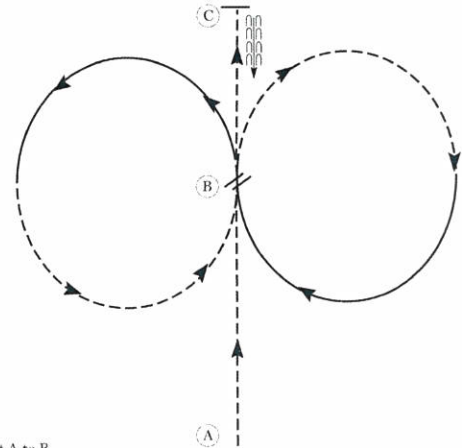
[HSE/2-21]

# ESQHA Fall Show

## Equitation (Amateur, Select & Youth)

Show Date: 09-21-2019

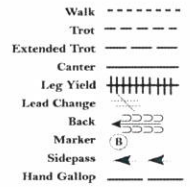
www.HorseShowPatterns.com



www.HorseShowPatterns.com

1. Sitting trot A to B
2. At B posting trot on the left diagonal in a half circle.
3. Canter on the right lead back to B.
4. Change leads at B and canter on the left lead in a half circle.
5. Posting trot on the right diagonal back to B.
6. Sitting trot to C.
7. Stop at C and back approximately one horse length.

Exit at a sitting trot.



Pattern Provided by:

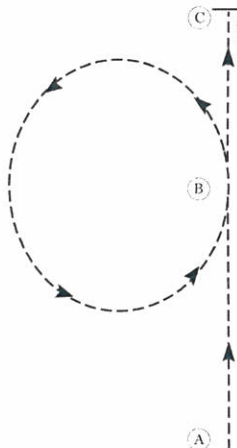
[HSE/3-21]

# ESQHA Fall Show

## Small Fry Equitation

Show Date: 09-21-2019

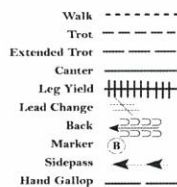
www.HorseShowPatterns.com



www.HorseShowPatterns.com

1. Posting trot on the left diagonal from A to B.
2. At B posting trot a circle to the left on the right diagonal.
3. Sitting trot to C.
4. Stop at C and back approximately one horse length.

Exit at a sitting trot.



Pattern Provided by:

[HSE/WT-21]