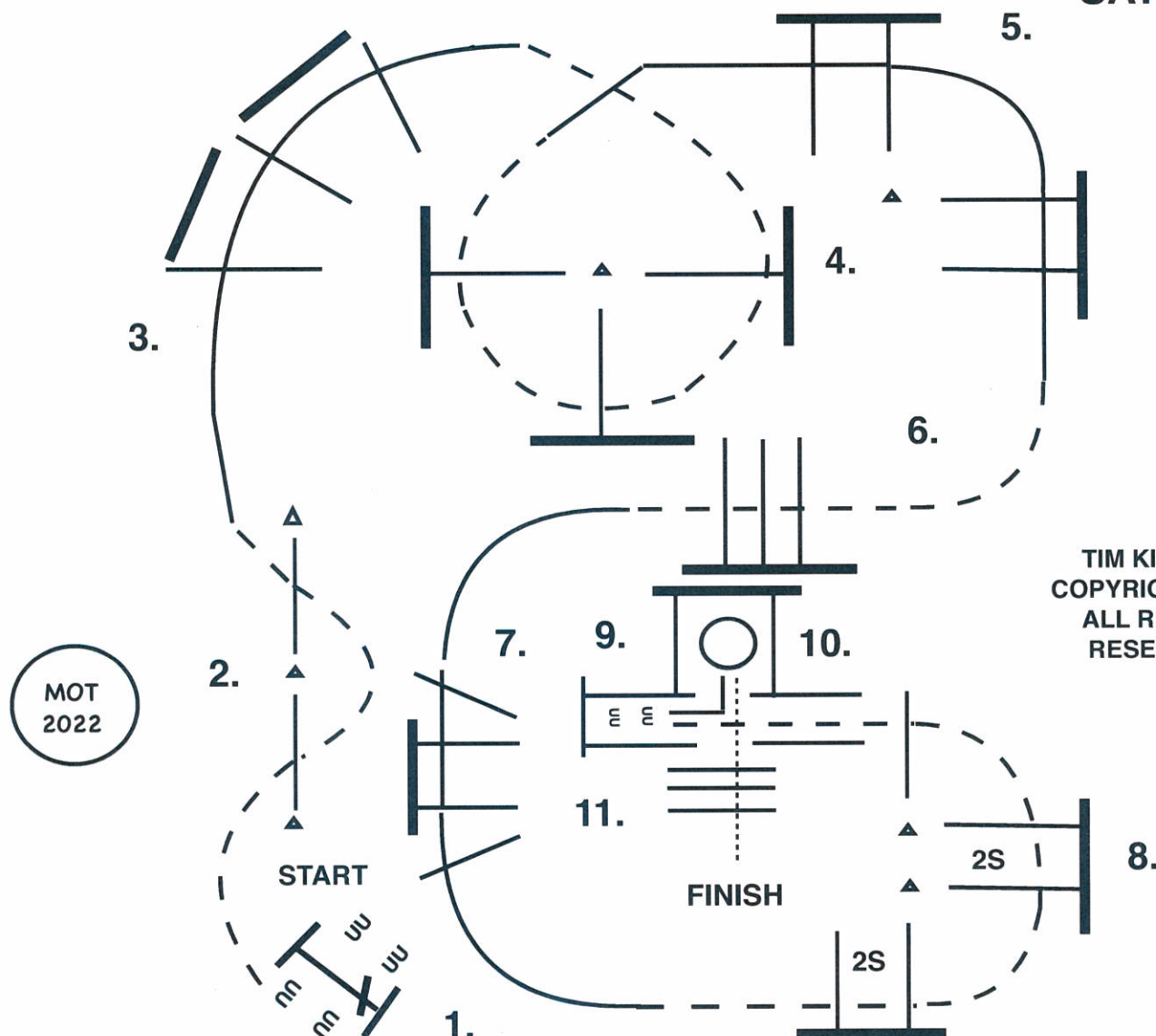


**2022 EMPIRE STATE
QUARTER HORSE ASSOCIATION
FALL SHOW**

**LEVEL 1 TRAIL
L1 AMATEUR AND L1 YOUTH**

SATURDAY



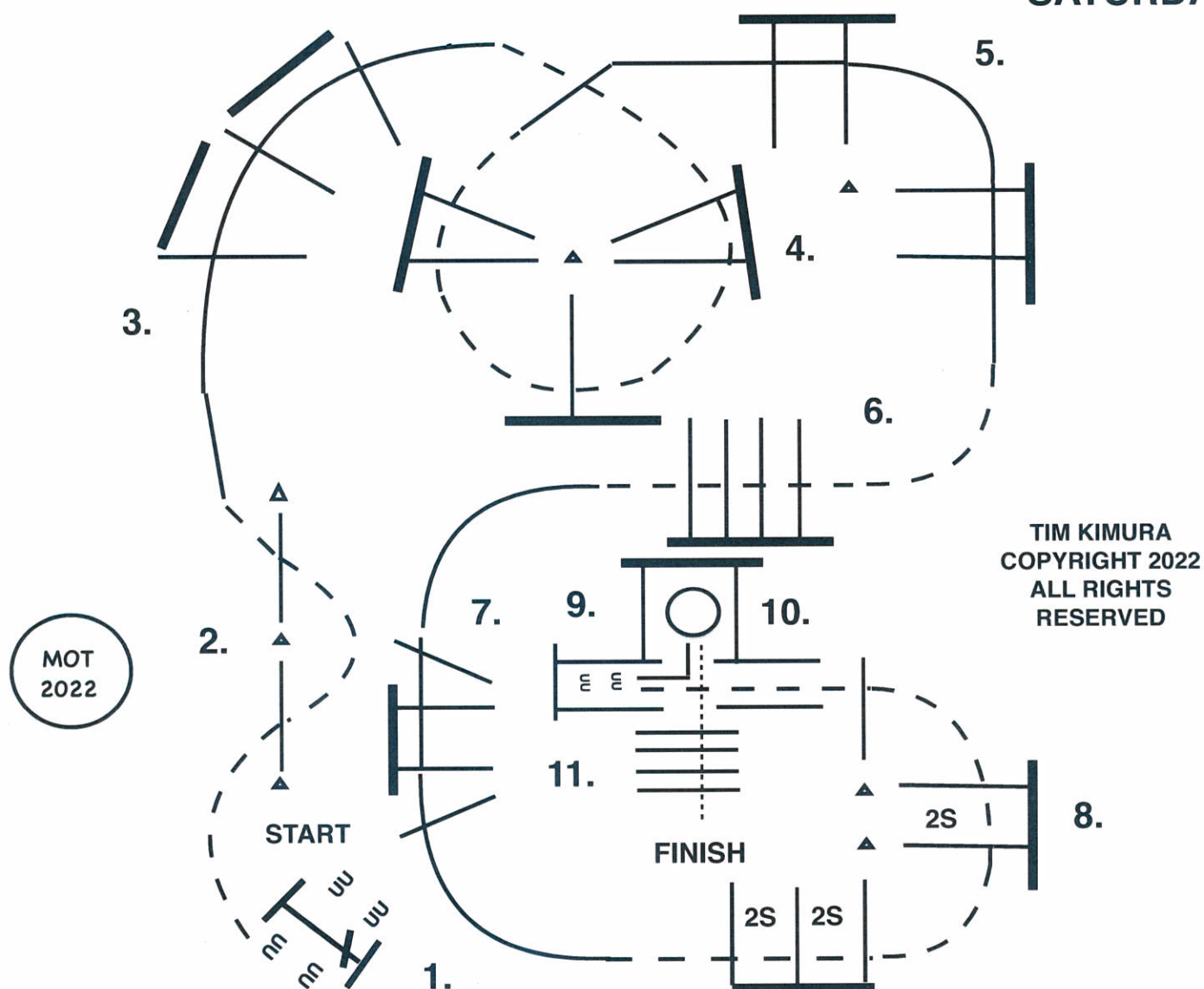
TIM KIMURA
COPYRIGHT 2022
ALL RIGHTS
RESERVED

1. GATE RH OPEN, RIDE THRU GATE AND CLOSE.
2. JOG THROUGH SERPENTINE, JOG OVER POLES
3. LOPE OVER POLES (RL)
4. BREAK TO THE JOG, JOG OVER POLES.
5. LOPE OVER POLES (RL)
6. BREAK TO THE JOG, JOG OVER POLES
7. LOPE OVER POLES (LL).
8. BREAK TO THE JOG, JOG OVER POLES, AND INTO CHUTE.
9. BACK BETWEEN POLES AND, BACK AROUND CORNER AND INTO THE BOX.
10. EXECUTE A 360 TURN EITHER WAY, WALK FORWARD
11. WALK OUT CHUTE, WALK OVER POLES.

2022 EMPIRE STATE
QUARTER HORSE ASSOCIATION
FALL SHOW

JUNIOR AND SENIOR HORSES
YOUTH - AMATEUR - SELECT

SATURDAY

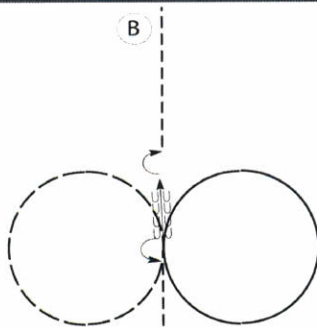


1. GATE RH OPEN, RIDE THRU GATE AND CLOSE.
2. JOG THROUGH SERPENTINE, JOG OVER POLES
3. LOPE OVER POLES (RL)
4. BREAK TO THE JOG, JOG OVER POLES.
5. LOPE OVER POLES (RL)
6. BREAK TO THE JOG, JOG OVER POLES
7. LOPE OVER POLES (LL).
8. BREAK TO THE JOG, JOG OVER POLES, AND INTO CHUTE.
9. BACK BETWEEN POLES AND, BACK AROUND CORNER AND INTO THE BOX.
10. EXECUTE A 360 TURN EITHER WAY, WALK FORWARD
11. WALK OUT CHUTE, WALK OVER POLES.

ESQHA Fall Show

Horsemanship (All Level 1)

Show Date: September 23, 2022






Be ready at A.

1. Walk halfway to center.
2. Jog to center.
3. Lope a circle to the right.
4. Extended jog circle to the left.
5. Stop at center.
6. Turn 1/2 a turn to the left.
7. Back approximately one horse length.
8. Turn 1/2 turn to the right.
9. Jog to B.

Pattern is over once you have passed B at the jog.

Follow the directions of your ring steward.

Walk -----
Jog -----
Extended Jog -----
Lope -----
Lead Change 
Back 
Marker 

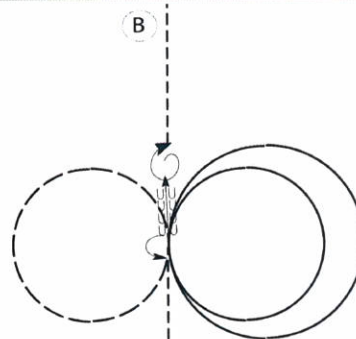
[WH/2-75]

Pattern Provided by:

ESQHA Fall Show

Horsemanship (Amateur, Select & Youth)

Show Date: September 23, 2022






Be ready at A.

1. Walk halfway to center.
2. Jog to center.
3. Lope a circle to the right.
4. Lope a larger, faster circle to the right.
5. Extended jog circle to the left.
6. Stop at center.
7. Spin 1/2 a turn to the left.
8. Back approximately one horse length.
9. Spin 1 1/2 turns to the right.
10. Jog to B.

Pattern is over once you have passed B at the jog.

Follow the directions of your ring steward.

Walk -----
Jog -----
Extended Jog -----
Lope -----
Lead Change 
Back 
Marker 

[WH/3-75]

Pattern Provided by:

ESQHA Fall Show

Horsemanship (All Walk-Jog)

Show Date: September 23, 2022






Be ready at A.

1. Walk halfway to center.
2. Jog to center.
3. Jog a circle to the left.
4. Extend the jog to B.

Pattern is over once you have passed B at the jog.

Follow the directions of your ring steward.

Walk -----
Jog -----
Extended Jog -----
Lope -----
Lead Change 
Back 
Marker 

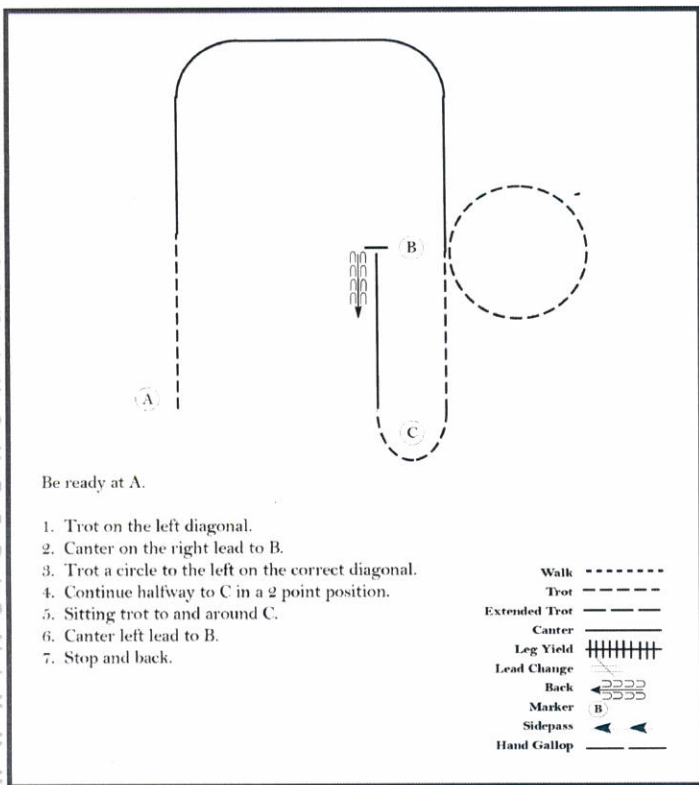
[WH/WT-75]

Pattern Provided by:

ESQHA Fall Show

Equitation (Amateur, Select & Youth)

Show Date: September 24, 2022



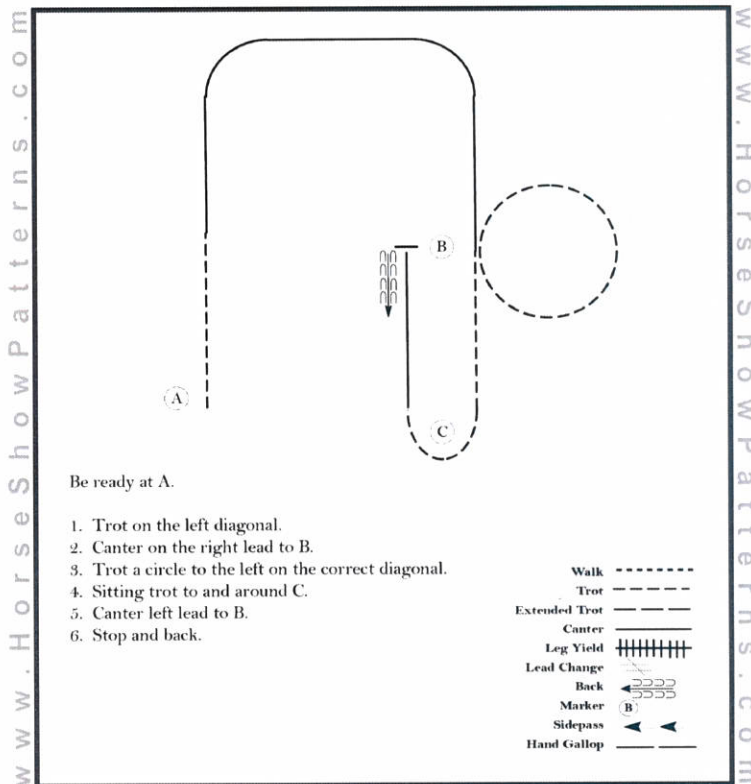
Pattern Provided by:

[HSE/3-107]

ESQHA Fall Show

Equitation (All Level 1)

Show Date: September 24, 2022



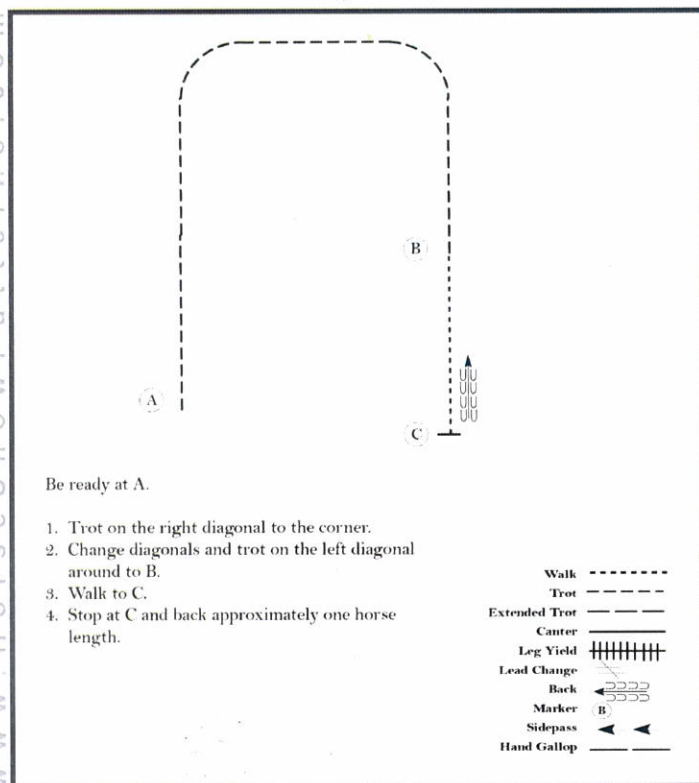
Pattern Provided by:

[HSE/2-107]

ESQHA Fall Show

Equitation (Walk-Trot)

Show Date: September 24, 2022



Pattern Provided by:

[HSE/WT-107]