ESQHA

THE "SIZZLER"

July 26 AQHA Level 1 / Open Show

July 27-28 – AQHA / 2 Judges

Chemung County Fairground - Horseheads, NY

Western Riding

Friday, July 26	Level 2	
Saturday, July 27	Level 4	Pattern 4
Sunday, July 28	Level 2	Pattern 2

Ranch Riding

Friday, July 26	Ranch 1
Saturday, July 27	Ranch 8
Sunday, July 28	Ranch 10

Reining

Friday, July 26	Reining Pattern "A"
Saturday, July 27	Pattern 11
Sunday, July 28	Pattern 4

Show Manager: Ginger Tomassini (607-592-1484)

Show Secretary: Karen Randall (716-534-4035)

ALL TRAIL FOR SUNDAY, JULY 28, 2019

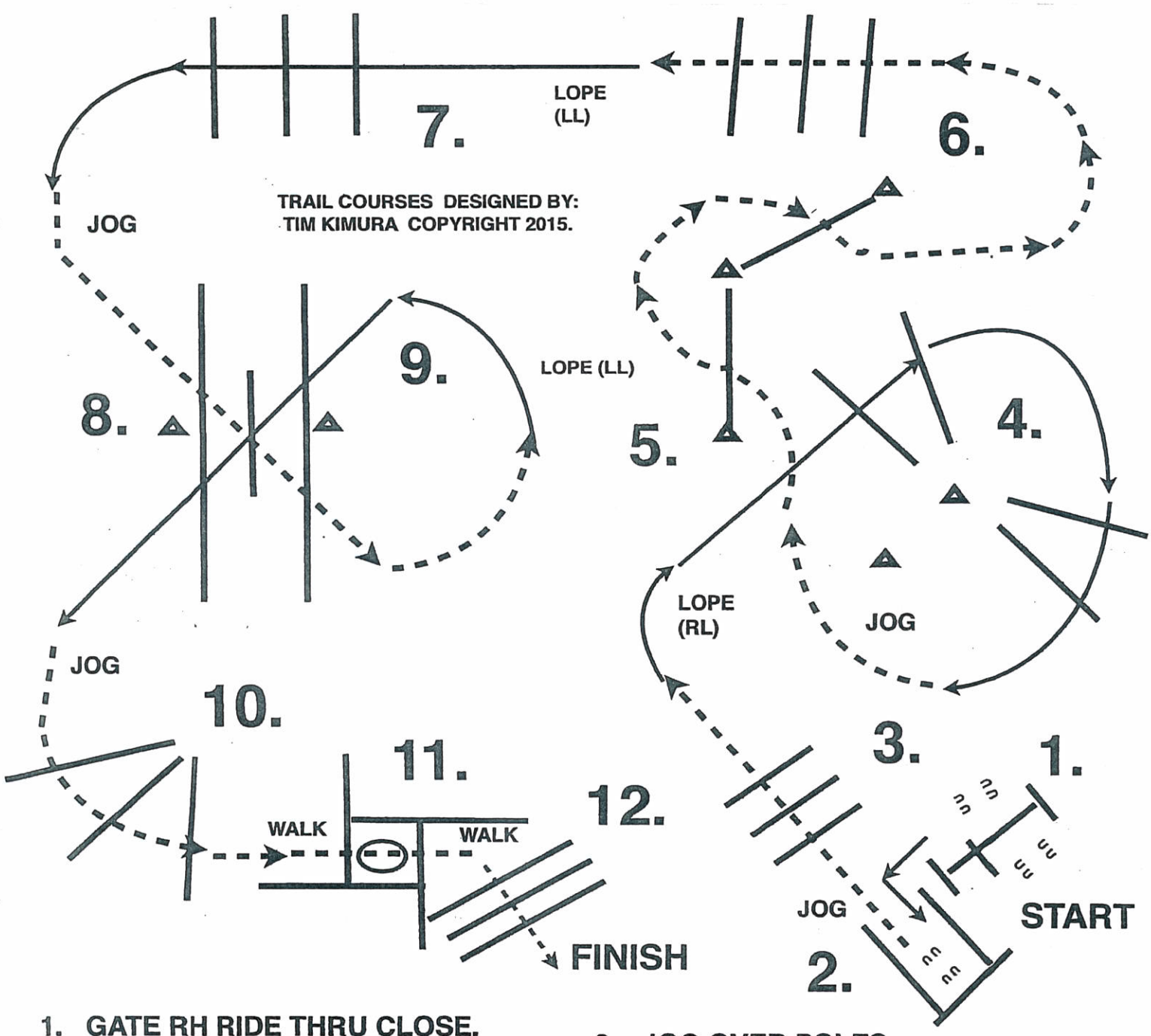

1. GATE RH RIDE THRU CLOSE.
2. BACK THRU POLES, JOG OUT.
3. JOG OVER POLES.
4. LOPE OVER POLES (RL).
5. JOG THRU SERPENTINE.
6. JOG OVER POLES.
7. LOPE OVER POLES (LL).
8. JOG OVER POLES.
9. LOPE OVER POLES (LL).
10. JOG OVER POLES, JOG UP TO BOX.
11. STOP OR WALK, WALK INTO BOX:
    360 TURN EITHER WAY,
    WALK OUT BOX.
12. WALK OVER POLES.

The "Sizzler"

All Level 1 (Novice) Showmanship

Show Date: 07-28-2019

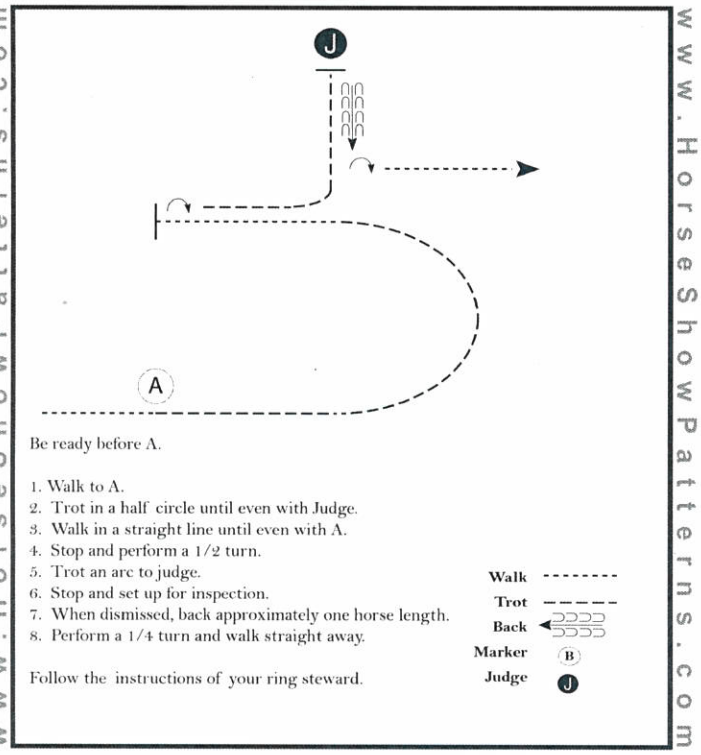

www.HorseShowPatterns.com

Be ready before A.

1. Walk to A.
2. Trot in a half circle until even with Judge.
3. Walk in a straight line until even with A.
4. Stop and perform a 1/2 turn.
5. Trot an arc to judge.
6. Stop and set up for inspection.
7. When dismissed, back approximately one horse length.
8. Perform a 1/4 turn and walk straight away.

Follow the instructions of your ring steward.

Walk
Trot
Back
Marker (B)
Judge (J)

www.HorseShowPatterns.com

[S/2-83]

Pattern Provided by:

The "Sizzler"

All Amateur & Select & Youth Showmanship

Show Date: 07-28-2019

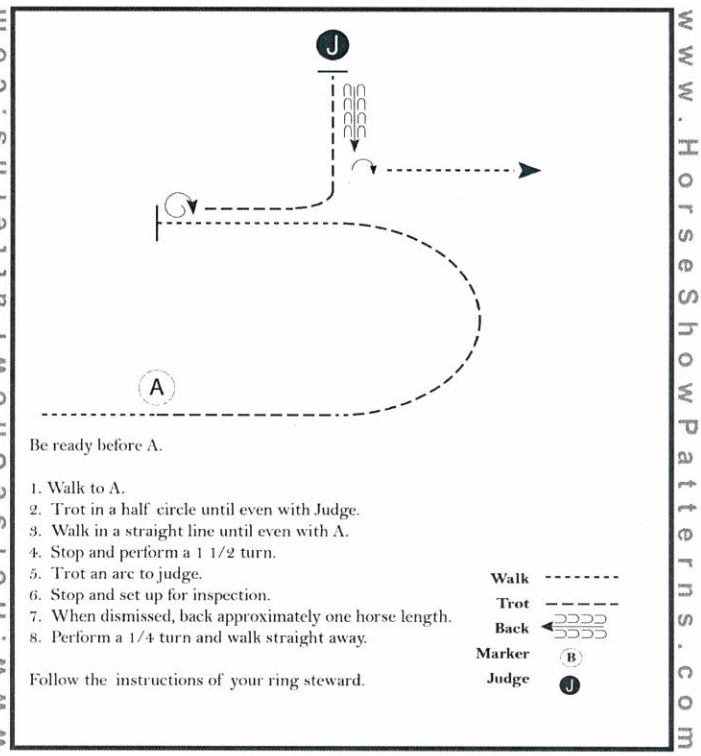

www.HorseShowPatterns.com

Be ready before A.

1. Walk to A.
2. Trot in a half circle until even with Judge.
3. Walk in a straight line until even with A.
4. Stop and perform a 1 1/2 turn.
5. Trot an arc to judge.
6. Stop and set up for inspection.
7. When dismissed, back approximately one horse length.
8. Perform a 1/4 turn and walk straight away.

Follow the instructions of your ring steward.

Walk
Trot
Back
Marker (B)
Judge (J)

www.HorseShowPatterns.com

[S/3-83]

Pattern Provided by:

The "Sizzler"

Small Fry Showmanship

Show Date: 07-28-2019

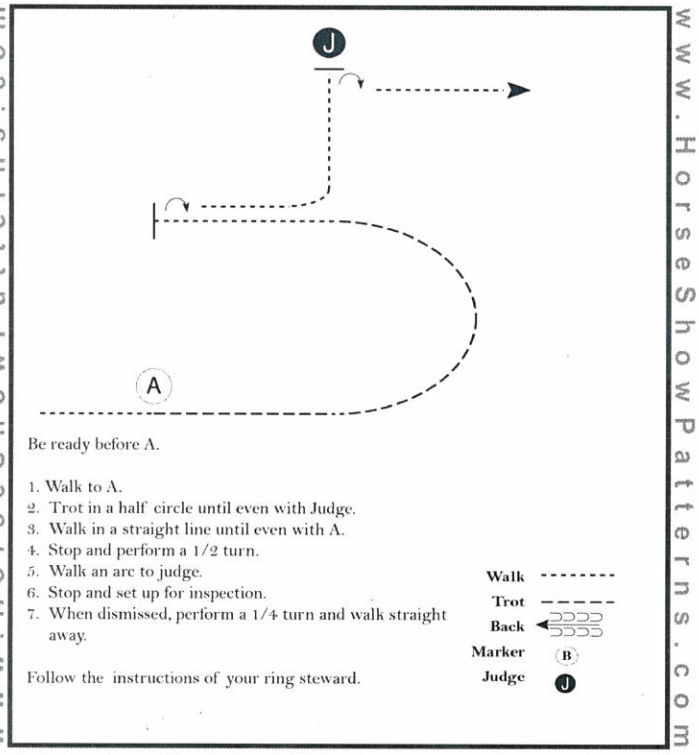

www.HorseShowPatterns.com

Be ready before A.

1. Walk to A.
2. Trot in a half circle until even with Judge.
3. Walk in a straight line until even with A.
4. Stop and perform a 1/2 turn.
5. Walk an arc to judge.
6. Stop and set up for inspection.
7. When dismissed, perform a 1/4 turn and walk straight away.

Follow the instructions of your ring steward.

Walk
Trot
Back
Marker (B)
Judge (J)

www.HorseShowPatterns.com

[S/WT-83]

Pattern Provided by:

The "Sizzler"

All Level 1 (Novice) Equitation

Show Date: 07-28-2019

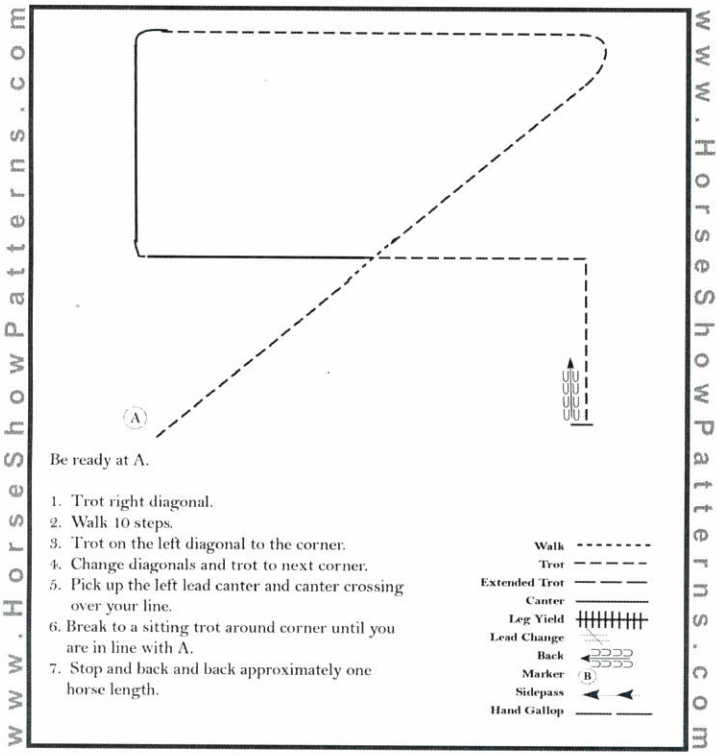

Be ready at A.

1. Trot right diagonal.
2. Walk 10 steps.
3. Trot on the left diagonal to the corner.
4. Change diagonals and trot to next corner.
5. Pick up the left lead canter and canter crossing over your line.
6. Break to a sitting trot around corner until you are in line with A.
7. Stop and back and back approximately one horse length.

Walk
Trot
Extended Trot
Canter
Leg Yield
Lead Change
Back
Marker (B)
Sidepass
Hand Gallop

www.HorseShowPatterns.com

[HSE/1-106]

Pattern Provided by:

The "Sizzler"

All Amateur & Select & Youth Equitation

Show Date: 07-28-2019

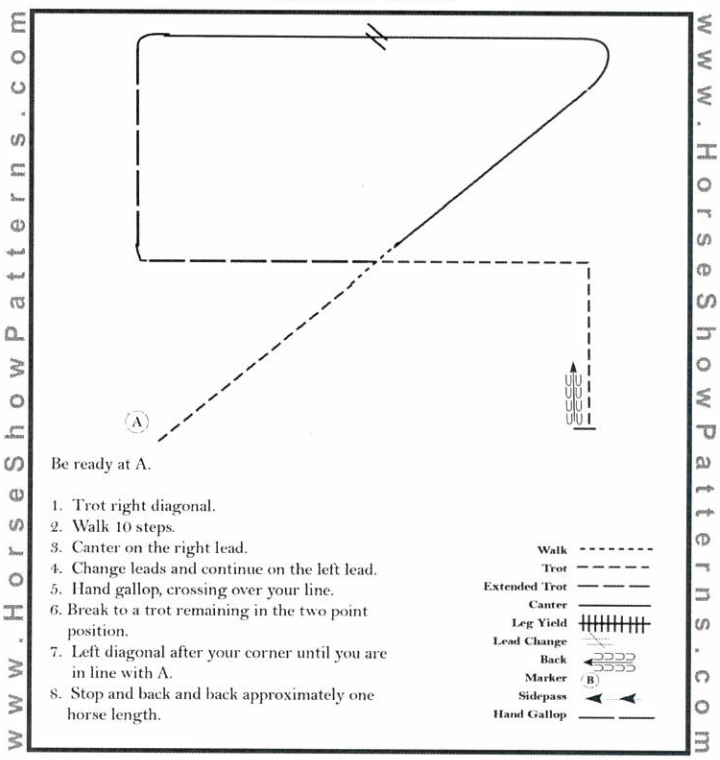

Be ready at A.

1. Trot right diagonal.
2. Walk 10 steps.
3. Canter on the right lead.
4. Change leads and continue on the left lead.
5. Hand gallop, crossing over your line.
6. Break to a trot remaining in the two point position.
7. Left diagonal after your corner until you are in line with A.
8. Stop and back and back approximately one horse length.

Walk
Trot
Extended Trot
Canter
Leg Yield
Lead Change
Back
Marker (B)
Sidepass
Hand Gallop

www.HorseShowPatterns.com

[HSE/2-106]

Pattern Provided by:

The "Sizzler"

Small Fry Equitation

Show Date: 07-28-2019

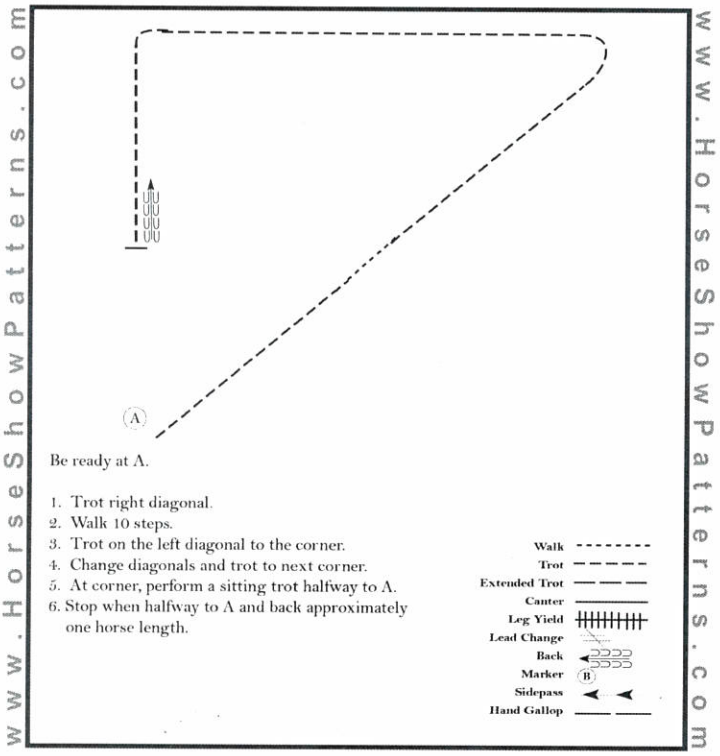

Be ready at A.

1. Trot right diagonal.
2. Walk 10 steps.
3. Trot on the left diagonal to the corner.
4. Change diagonals and trot to next corner.
5. At corner, perform a sitting trot halfway to A.
6. Stop when halfway to A and back approximately one horse length.

Walk
Trot
Extended Trot
Canter
Leg Yield
Lead Change
Back
Marker (B)
Sidepass
Hand Gallop

www.HorseShowPatterns.com

[HSE/WT-106]

Pattern Provided by:

The "Sizzler"

All Level 1 (Novice) Horsemanship

Show Date: 07-28-2019

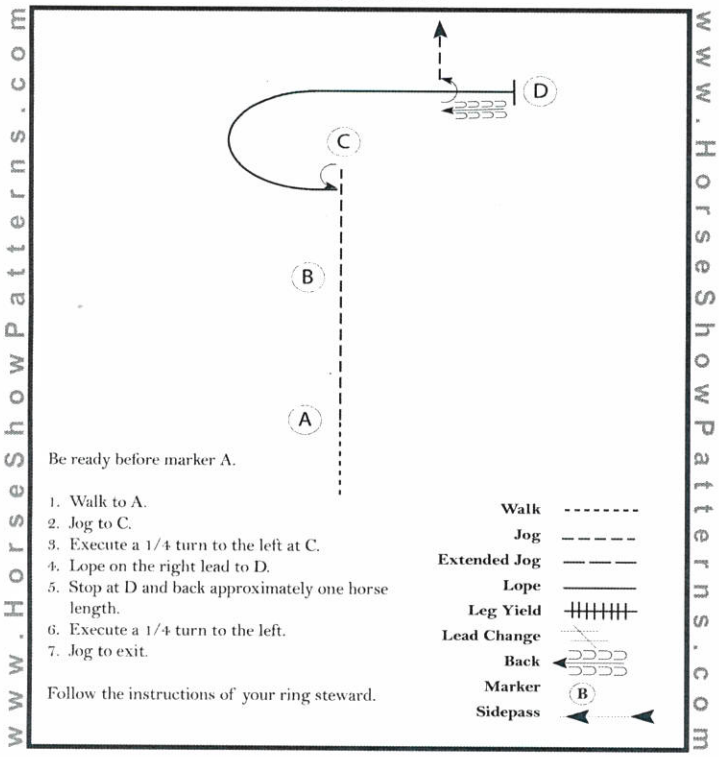

www.HorseShowPatterns.com

Be ready before marker A.

1. Walk to A.
2. Jog to C.
3. Execute a 1/4 turn to the left at C.
4. Lope on the right lead to D.
5. Stop at D and back approximately one horse length.
6. Execute a 1/4 turn to the left.
7. Jog to exit.

Follow the instructions of your ring steward.

Walk
Jog
Extended Jog
Lope
Leg Yield
Lead Change
Back
Marker B
Sidepass

www.HorseShowPatterns.com

[WH/1-69]

Pattern Provided by:

The "Sizzler"

All Amateur & Select & Youth Horsemanship

Show Date: 07-28-2019

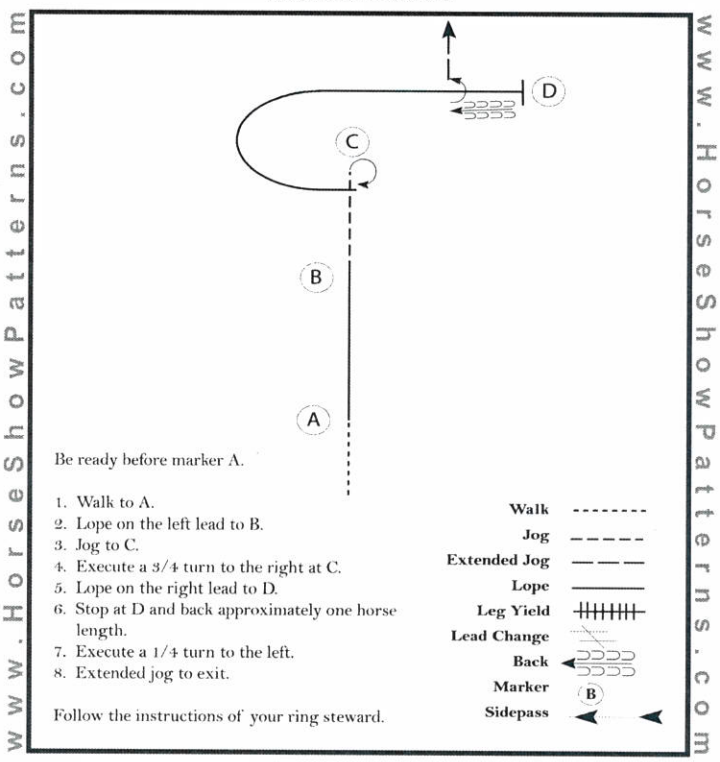

www.HorseShowPatterns.com

Be ready before marker A.

1. Walk to A.
2. Lope on the left lead to B.
3. Jog to C.
4. Execute a 3/4 turn to the right at C.
5. Lope on the right lead to D.
6. Stop at D and back approximately one horse length.
7. Execute a 1/4 turn to the left.
8. Extended jog to exit.

Follow the instructions of your ring steward.

Walk
Jog
Extended Jog
Lope
Leg Yield
Lead Change
Back
Marker B
Sidepass

www.HorseShowPatterns.com

[WH/3-69]

Pattern Provided by:

The "Sizzler"

Small Fry Horsemanship

Show Date: 07-28-2019

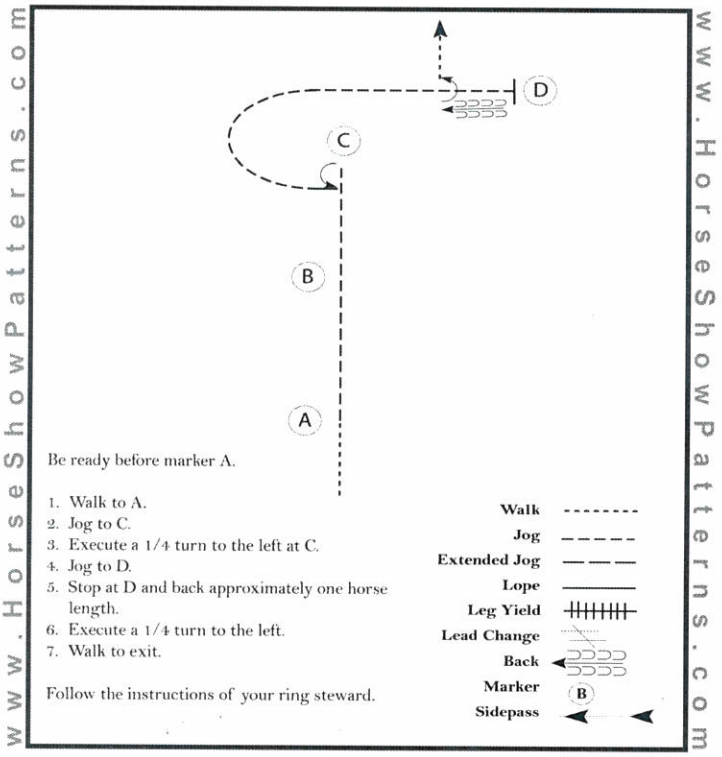

www.HorseShowPatterns.com

Be ready before marker A.

1. Walk to A.
2. Jog to C.
3. Execute a 1/4 turn to the left at C.
4. Jog to D.
5. Stop at D and back approximately one horse length.
6. Execute a 1/4 turn to the left.
7. Walk to exit.

Follow the instructions of your ring steward.

Walk
Jog
Extended Jog
Lope
Leg Yield
Lead Change
Back
Marker B
Sidepass

www.HorseShowPatterns.com

[WH/WT-69]

Pattern Provided by: