

**July 23 & 24, 2020**  
**Thursday & Friday**  
**Pattern**

---

***Ranch Riding***  
**# 1**

---

**July 25 & 26, 2020**  
**Saturday & Sunday**  
**Pattern**

---

***Ranch Riding***  
**# 6**

# The "Sizzler"

## Hunt Seat Equitation (13 & Under, All Novice & All Rookie)

Show Date: July 25 & 26, 2020

Be ready at A.

1. Sitting trot to B.
2. Posting trot on the left diagonal to C.
3. Change diagonals and circle to the left at C.
4. Walk from C to D.
5. Canter a circle to the right at D.
6. Continue the canter to E.
7. Stop at E and back approximately one horse length.

Exit at a trot.  
Follow the instructions of your ring steward.

Walk -----  
Trot .....  
Extended Trot - - - - -  
Canter - - - - -  
Leg Yield |||||  
Lead Change / \ / \ / \  
Back ————  
Marker (B)  
Sidepass < >  
Hand Gallop < >

Pattern Provided by:

[HSE/1-39]

©2020 HorseShowPatterns.com. All Rights Reserved

# The "Sizzler"

## Hunt Seat Equitation (14-18, AM, Select)

Show Date: July 25 & 26, 2020

Be ready at A.

1. Sitting trot to B.
2. Posting trot on the left diagonal to C.
3. Change diagonals and circle to the left at C.
4. Walk from C to D.
5. Canter a circle to the right at D.
6. Change leads at D and canter to E.
7. Stop at E and back approximately one horse length.

Exit at a trot.  
Follow the instructions of your ring steward.

Walk -----  
Trot .....  
Extended Trot - - - - -  
Canter - - - - -  
Leg Yield |||||  
Lead Change / \ / \ / \  
Back ————  
Marker (B)  
Sidepass < >  
Hand Gallop < >

Pattern Provided by:

[HSE/2-39]

©2020 HorseShowPatterns.com. All Rights Reserved

# The "Sizzler"

## Hunt Seat Equitation (Walk-Trot)

Show Date: July 25 & 26, 2020

Be ready at A.

1. Walk from A to B.
2. At B, perform a posting trot circle to the right on the proper diagonal.
3. Return to B and perform a sitting trot to C.
4. Stop at C and back approximately one horse length.

Follow the instructions of your ring steward.

Walk -----  
Trot .....  
Extended Trot - - - - -  
Canter - - - - -  
Leg Yield |||||  
Lead Change / \ / \ / \  
Back ————  
Marker (B)  
Sidepass < >  
Hand Gallop < >

Pattern Provided by:

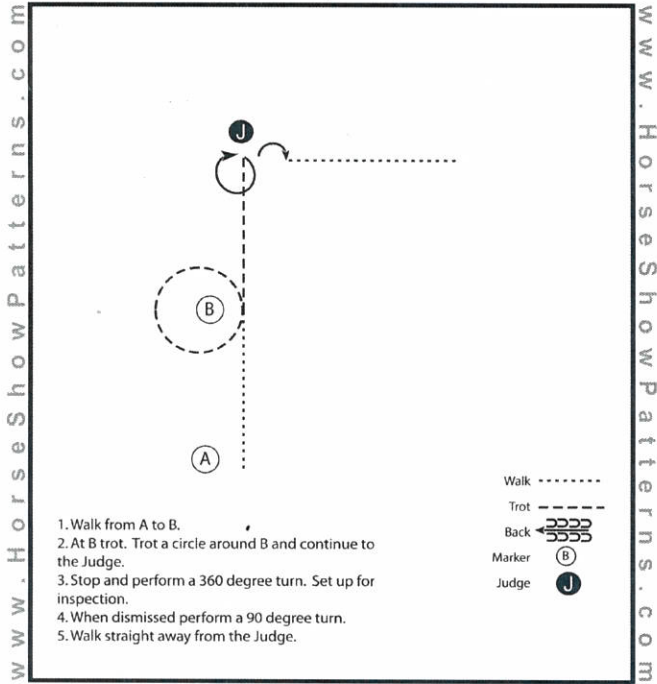
[HSE/WT-32]

©2020 HorseShowPatterns.com. All Rights Reserved

## The "Sizzler"

Showmanship (13 & Under, All Novice and All Rookie)

Show Date: July 25 & 26, 2020



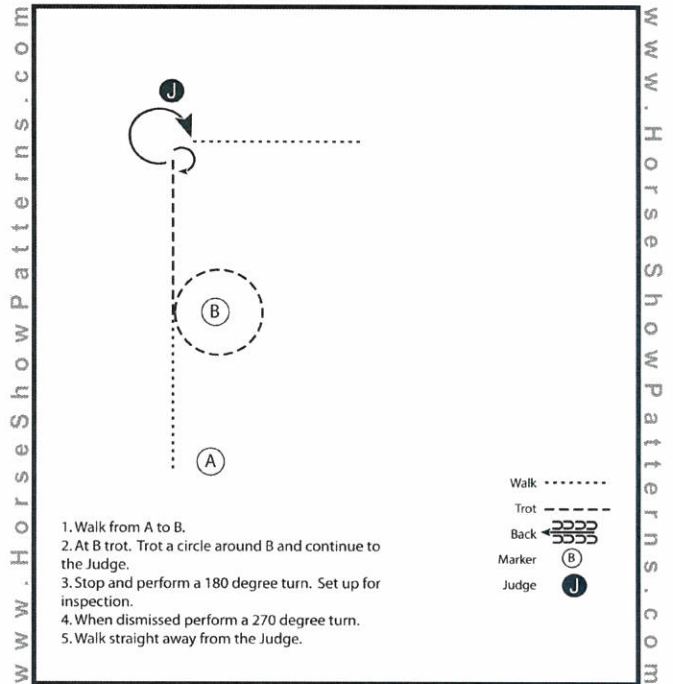
Pattern Provided by:

©2020 HorseShowPatterns.com All Rights Reserved

## The "Sizzler"

Showmanship (14-18, AM, Select)

Show Date: July 25 & 26, 2020



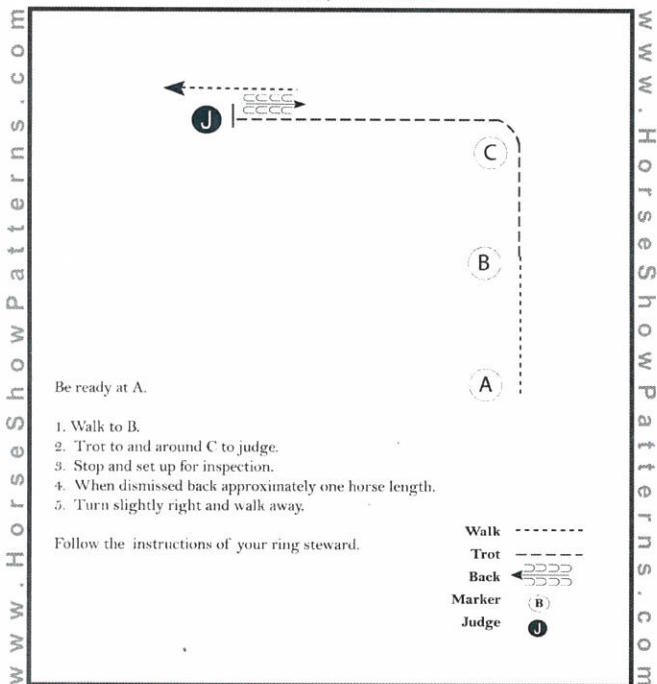
Pattern Provided by:

©2020 HorseShowPatterns.com All Rights Reserved

## The "Sizzler"

Showmanship (Walk-Trot)

Show Date: July 25 & 26, 2020



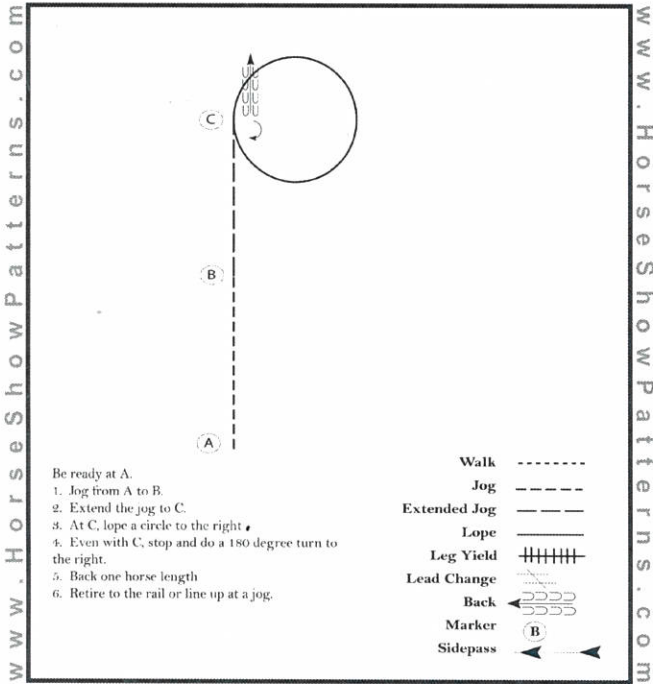
Pattern Provided by:

©2020 HorseShowPatterns.com All Rights Reserved

# The "Sizzler"

Horsemanship (13 & Under, All Novice and All Rookie)

Show Date: July 25 & 26, 2020



- Be ready at A.
- Jog from A to B.
  - Extend the jog to C.
  - At C, lope a circle to the right.
  - Even with C, stop and do a 180 degree turn to the right.
  - Back one horse length.
  - Retire to the rail or line up at a jog.

- Walk -----
- Jog - - - - -
- Extended Jog - - - - -
- Lope \_\_\_\_\_
- Leg Yield | | | | |
- Lead Change / \ / \ / \
- Back ← ← ← ← ←
- Marker (B)
- Sidepass ↙ ↘ ↙ ↘

[WH/2-19]

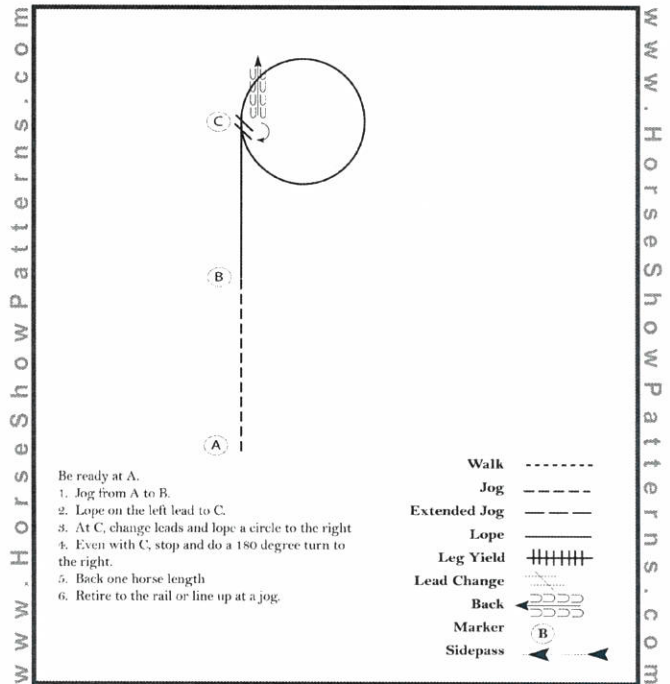
Pattern Provided by:

©2020 HorseShowPatterns.com. All Rights Reserved

# The "Sizzler"

Horsemanship (14-18, AM, Select)

Show Date: July 25 & 26, 2020



- Be ready at A.
- Jog from A to B.
  - Lope on the left lead to C.
  - At C, change leads and lope a circle to the right.
  - Even with C, stop and do a 180 degree turn to the right.
  - Back one horse length.
  - Retire to the rail or line up at a jog.

- Walk -----
- Jog - - - - -
- Extended Jog - - - - -
- Lope \_\_\_\_\_
- Leg Yield | | | | |
- Lead Change / \ / \ / \
- Back ← ← ← ← ←
- Marker (B)
- Sidepass ↙ ↘ ↙ ↘

[WH/3-19]

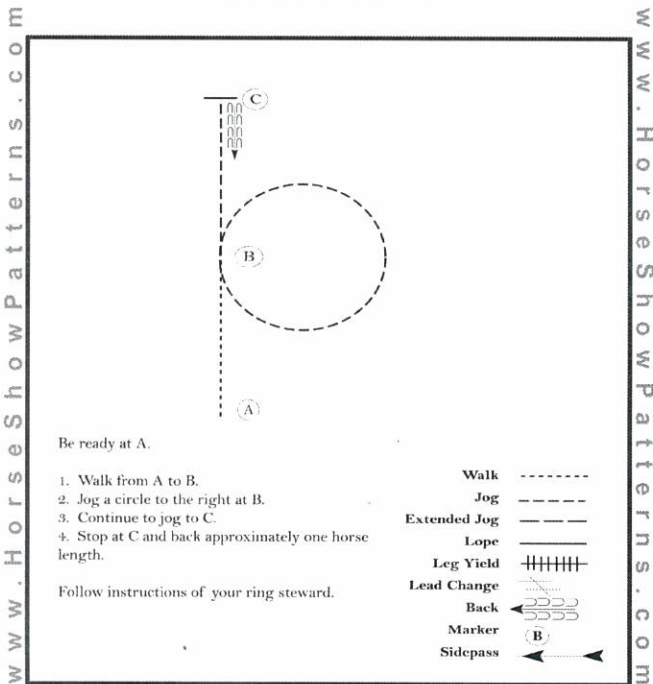
Pattern Provided by:

©2020 HorseShowPatterns.com. All Rights Reserved

# The "Sizzler"

Horsemanship (Walk-Trot)

Show Date: July 25 & 26, 2020



- Be ready at A.
- Walk from A to B.
  - Jog a circle to the right at B.
  - Continue to jog to C.
  - Stop at C and back approximately one horse length.
- Follow instructions of your ring steward.

- Walk -----
- Jog - - - - -
- Extended Jog - - - - -
- Lope \_\_\_\_\_
- Leg Yield | | | | |
- Lead Change / \ / \ / \
- Back ← ← ← ← ←
- Marker (B)
- Sidepass ↙ ↘ ↙ ↘

[WH/WT-26]

Pattern Provided by:

©2020 HorseShowPatterns.com. All Rights Reserved