



ESQHA


FALL Show

September 20 - 24, 2023
NYS Fairgrounds Syracuse, New York

Show Manager: Andy Tanner (603-746-3813)

Show Secretary: Marge Tanner (603-746-3813)

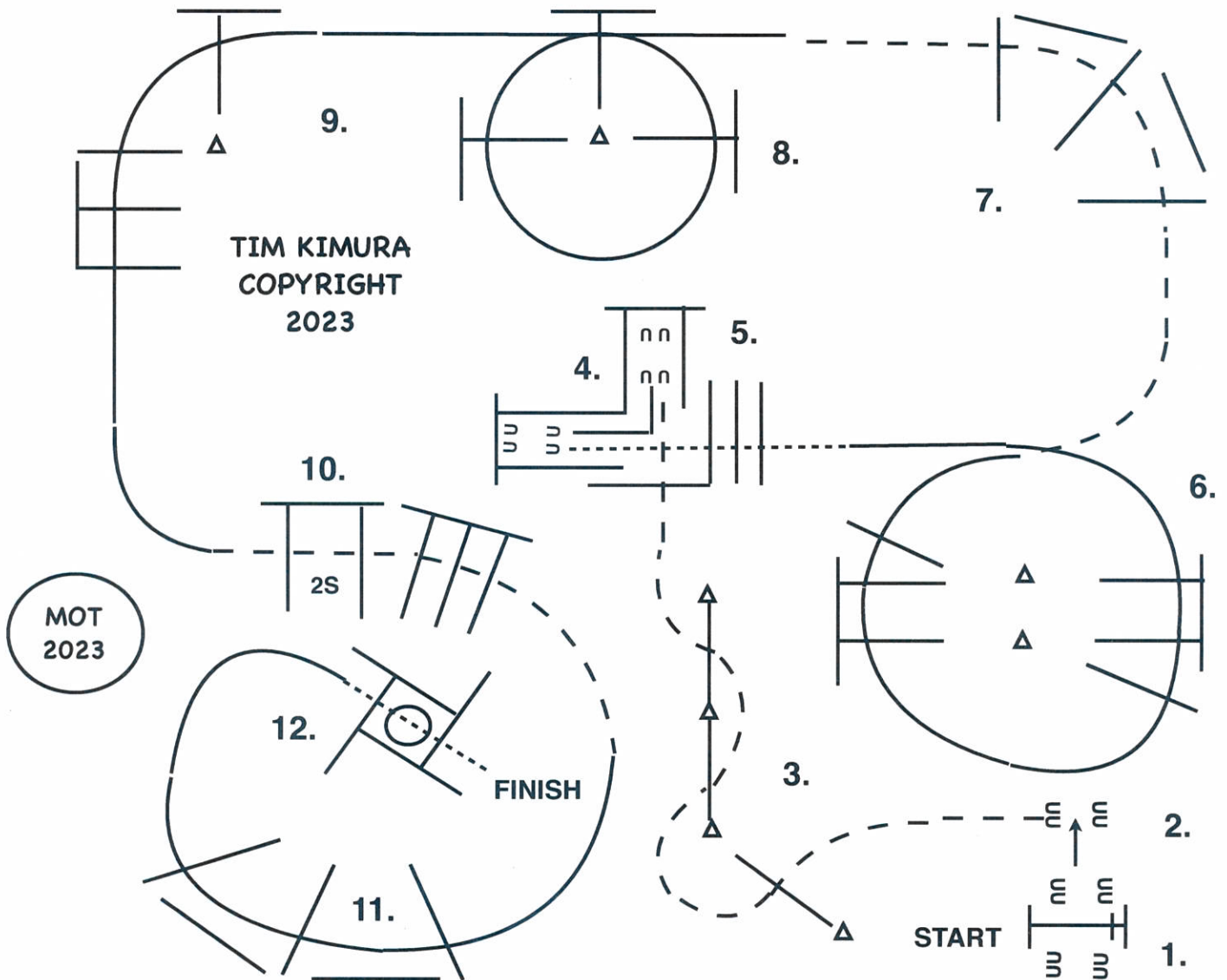
***Pattern
Book***



2023 ESQHA FALL SHOW

WEDNESDAY, SEPTEMBER 20TH

L1 TRAIL L1 AMATEUR L1 YOUTH

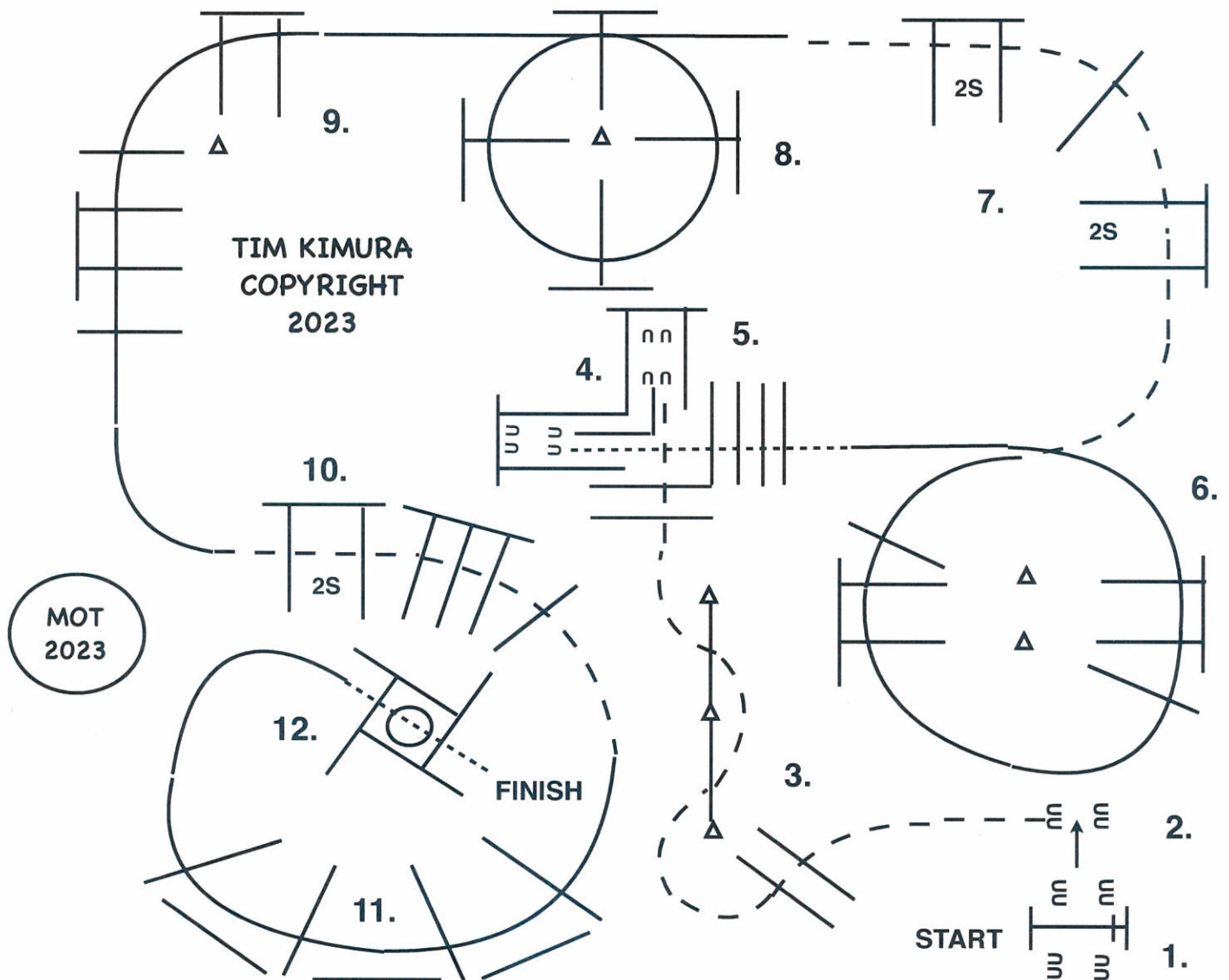


1. WORK GATE LEFT HAND OPEN, WALK OVER POLE, CLOSE GATE.
2. SIDE PASS 3 OR MORE STEPS TO THE RIGHT AWAY FROM GATE.
3. YOU MAY WALK FORWARD, THEN JOG THROUGH SERPENTINE, JOG OVER POLES.
4. BACK AROUND CORNER, BACK BETWEEN POLES.
5. WALK OUT CHUTE, WALK OVER POLES.
6. LOPE OVER POLES (RIGHT LEAD).
7. BREAK TO THE JOG, JOG OVER POLES.
8. LOPE AROUND SPOKE (LEFT LEAD).
9. CONTINUE TO LOPE OVER POLES (LEFT LEAD).
10. BREAK TO THE JOG, JOG OVER POLES.
11. LOPE OVER POLES (RIGHT LEAD).
12. STOP OR BREAK TO THE WALK, WALK INTO BOX, EXECUTE A 360 TURN EITHER WAY, WALK OUT BOX.

2023 ESQHA FALL SHOW

WEDNESDAY, SEPTEMBER 20TH

JUNIOR L2,L3 & SENIOR L2,L3 YOUTH L2,L3 & SELECT L2,L3 & AMATEUR L2,L3 TRAIL

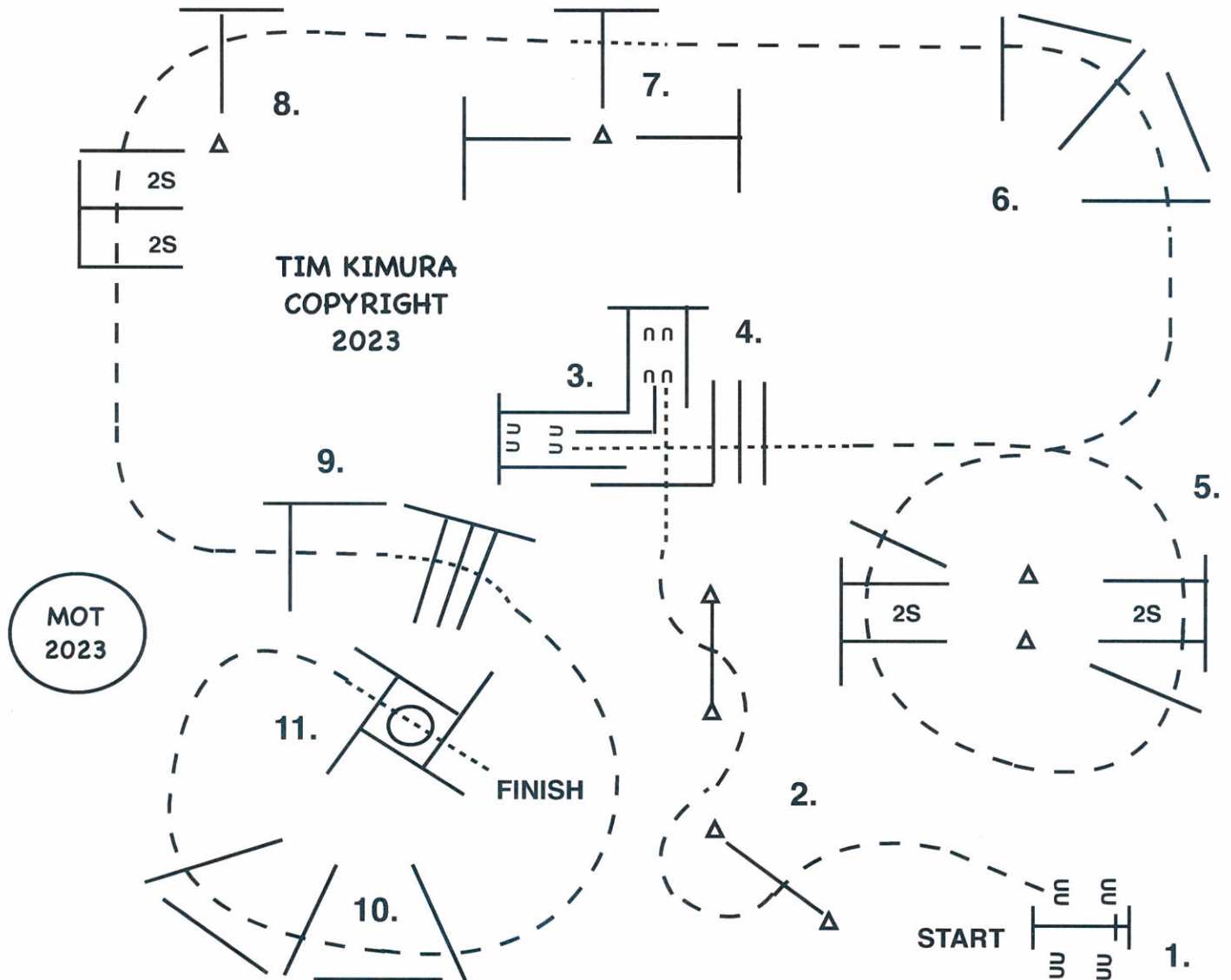


1. WORK GATE LEFT HAND OPEN, WALK OVER POLE, CLOSE GATE.
2. SIDE PASS 3 OR MORE STEPS TO THE RIGHT AWAY FROM GATE.
3. YOU MAY WALK FORWARD, THEN JOG THROUGH SERPENTINE, JOG OVER POLES.
4. BACK AROUND CORNER, BACK BETWEEN POLES.
5. WALK OUT CHUTE, WALK OVER POLES.
6. LOPE OVER POLES (RIGHT LEAD).
7. BREAK TO THE JOG, JOG OVER POLES.
8. LOPE AROUND SPOKE (LEFT LEAD).
9. CONTINUE TO LOPE OVER POLES (LEFT LEAD).
10. BREAK TO THE JOG, JOG OVER POLES.
11. LOPE OVER POLES (RIGHT LEAD).
12. STOP OR BREAK TO THE WALK, WALK INTO BOX, EXECUTE A 360 TURN EITHER WAY, WALK OUT BOX.

2023 ESQHA FALL SHOW

L1 WALK TROT AMATEUR L1 WALK TROT YOUTH

WEDNESDAY, SEPTEMBER 20TH

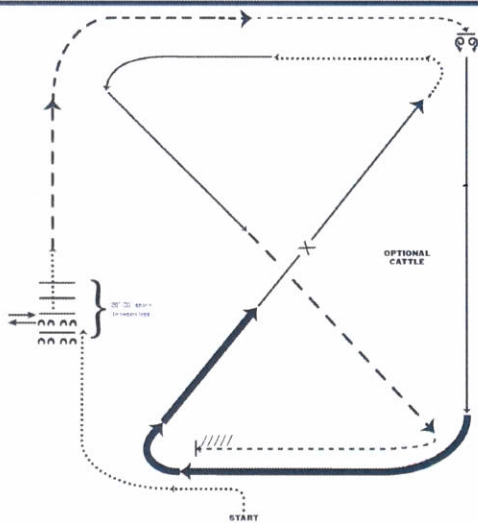


1. WORK GATE LEFT HAND OPEN, WALK THROUGH, CLOSE GATE. NO POLE IN GATE.
2. YOU MAY WALK FORWARD, THEN JOG THROUGH SERPENTINE, JOG OVER POLES.
3. STOP OR BREAK TO THE WALK, WALK INTO CHUTE, BACK AROUND CORNER, BACK BETWEEN POLES.
4. WALK OUT CHUTE, WALK OVER POLES.
5. JOG OVER POLES.
6. JOG OVER POLES.
7. STOP OR BREAK TO THE WALK, WALK OVER POLE.
8. JOG OVER POLES.
9. JOG OVER 1 POLE, STOP OR BREAK TO THE WALK, WALK OVER 3 POLES.
10. JOG OVER POLES.
11. STOP OR BREAK TO THE WALK, WALK INTO BOX, EXECUTE A 360 TURN EITHER WAY, WALK OUT BOX.

ESQHA Fall Show

All Ranch Riding

Show Date: September 20 - 22, 2023



1. Walk
2. Side pass left across first log, side pass 1/2 way to right
3. Walk across logs
4. Extended trot
5. Trot
6. Stop, 360 degree turn each direction (either direction 1st) (L-R or R-L)
7. Lope right lead
8. Extended lope (right lead)
9. Collect lope, change leads (simple or flying)
10. Walk
11. Lope left lead
12. Extended trot
13. Trot
14. Stop and back

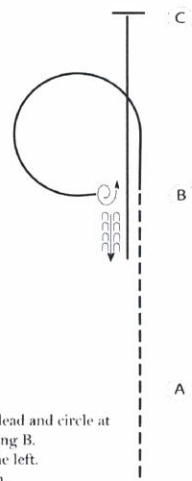
[RR/AQHA-8]

Pattern Provided by:

ESQHA Fall Show

All Level 1 (Novice) Horsemanship

Show Date: September 20 - 22, 2023



- Begin before A at a jog.
1. Jog from A to B.
 2. At B, lope on the left lead and circle at B as shown. Stop facing B.
 3. Turn 1/4 turn to the left.
 4. Back one horse length.
 5. Lope on the right lead to C. Stop at C.

Follow the instructions of your ring steward.

- Walk -----
- Jog - - - - -
- Extended Jog - - - - -
- Lope _____
- Leg Yield |||||
- Lead Change
- Back
- Marker
- Sidepass

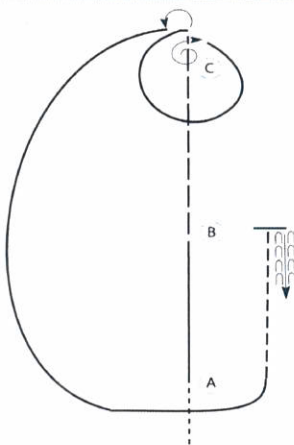
[WH/2-17]

Pattern Provided by:

ESQHA Fall Show

All Youth, Amateur & Select Horsemanship

Show Date: September 20 - 22, 2023



- Be ready before A.
1. Walk to A.
 2. At A, lope on the left lead to B.
 3. At B, extend the jog to past C.
 4. Stop and perform a 450 degree turn to the right.
 5. Lope a circle around C on the right lead.
 6. Stop at C and perform a 180 degree turn to the left.
 7. Lope a large fast half circle to and around A.
 8. At A, jog to B.
 9. Stop at B and back 4 approximately one horse length.

- Walk -----
- Jog - - - - -
- Extended Jog - - - - -
- Lope _____
- Lead Change
- Back
- Marker

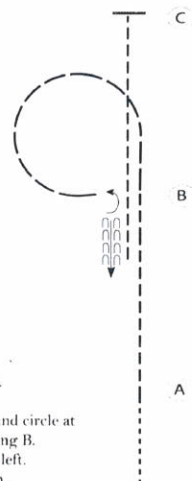
[WH/3-8]

Pattern Provided by:

ESQHA Fall Show

All Walk - Jog Horsemanship

Show Date: September 20 - 22, 2023



- Begin before A at a walk.
1. Jog from A to B.
 2. At B, extend the jog and circle at B as shown. Stop facing B.
 3. Turn 1/4 turn to the left.
 4. Back one horse length.
 5. Jog to C. Stop at C.

Follow the instructions of your ring steward.

- Walk -----
- Jog - - - - -
- Extended Jog - - - - -
- Lope _____
- Leg Yield |||||
- Lead Change
- Back
- Marker
- Sidepass

[WH/WT-17]

Pattern Provided by:

ESQHA Fall Show

All Level 1 (Novice) Equitation

Show Date: September 20 - 22, 2023

Be ready at A.

1. When acknowledged, back approximately one horse length.
2. Walk to A.
3. Sitting trot to center of pattern.
4. Posting trot a circle to the right.
5. Canter a larger circle to the left.
6. Perform a simple lead change at center of pattern.
7. Canter to B.
8. Posting trot on the right diagonal straight away from B.

Pattern is over once you have trotted past B more than 2 horse lengths.

Follow the instructions of your ring steward.

[HSE/2-55]

Pattern Provided by:

ESQHA Fall Show

All Youth, Amateur & Select Equitation

Show Date: September 20 - 22, 2023

Be ready at A.

1. When acknowledged, back approximately one horse length.
2. Walk to A.
3. Sitting trot to center of pattern.
4. Posting trot a circle to the right.
5. Canter a larger circle to the left.
6. Perform a lead change at center of pattern.
7. Canter to B.
8. Posting trot circle to the left at B.
9. Continue to trot straight away from B.

Pattern is over once you have passed B at a trot.

Follow the instructions of your ring steward.

[HSE/3-55]

Pattern Provided by:

ESQHA Fall Show

All Walk - Trot Equitation

Show Date: September 20 - 22, 2023

Be ready at A.

1. When acknowledged, back approximately one horse length.
2. Walk to A.
3. Sitting trot to center of pattern.
4. Posting trot a circle to the right.
5. Posting trot on the right diagonal straight away from B.

Pattern is over once you have trotted past B more than 2 horse lengths.

Follow the instructions of your ring steward.

[HSE/WT-55]

Pattern Provided by:

ESQHA Fall Show

Showmanship (All Level 1) - All Six Judges

Show Date: September 22, 2023

Be ready at A.

1. Trot from A, around B and past C.
2. Break to a walk when past C.
3. Walk to the judge, stop and set up for inspection.
4. When dismissed, back past C.
5. Perform a 270 degree turn and trot around C to the exit.

Follow the instructions of your ring steward.

Walk -----
Trot -----
Back -----
Marker (B)
Judge (J)

[S/2-50]

Pattern Provided by:

ESQHA Fall Show

Showmanship (Youth, Select & Amateur) - All Six Judges

Show Date: September 22, 2023

Be ready at A.

1. Trot from A, around B and past C.
2. Stop and perform a 270 degree turn.
3. Walk to the judge, stop and set up for inspection.
4. When dismissed, back past C.
5. Perform a 270 degree turn and trot around C to the exit.

Follow the instructions of your ring steward.

Walk -----
Trot -----
Back -----
Marker (B)
Judge (J)

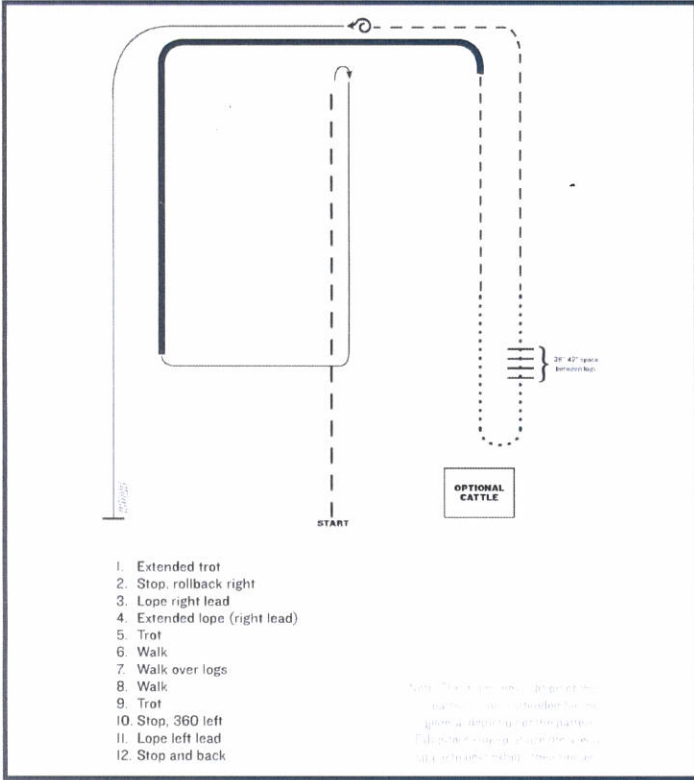
[S/3-50]

Pattern Provided by:

ESQHA Fall Show

All Ranch Riding

Show Date: Septmeber 22 - 24, 2023



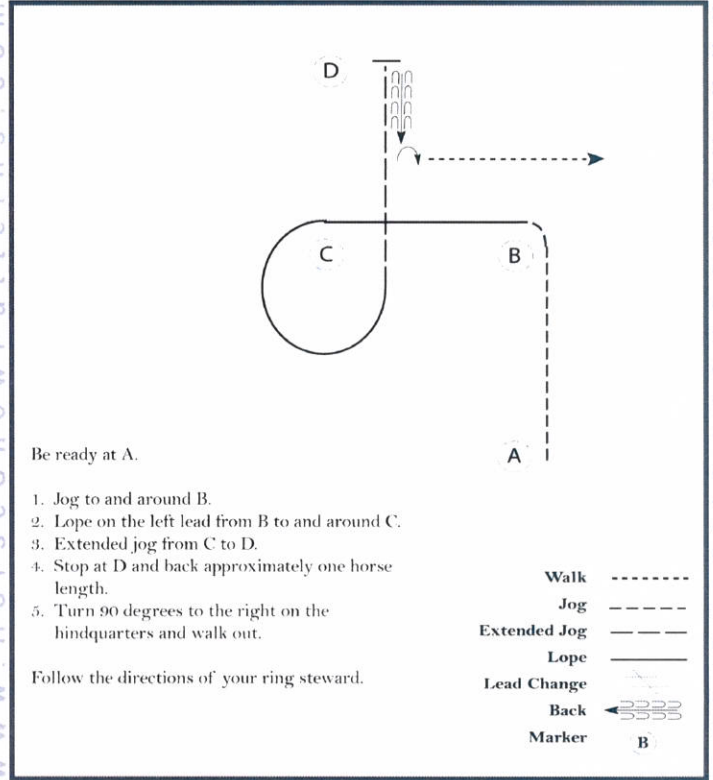
Pattern Provided by:

[RR/AQHA-15]

ESQHA Fall Show

All Level 1 (Novice) Horsemanship

Show Date: Septmeber 22 - 24, 2023



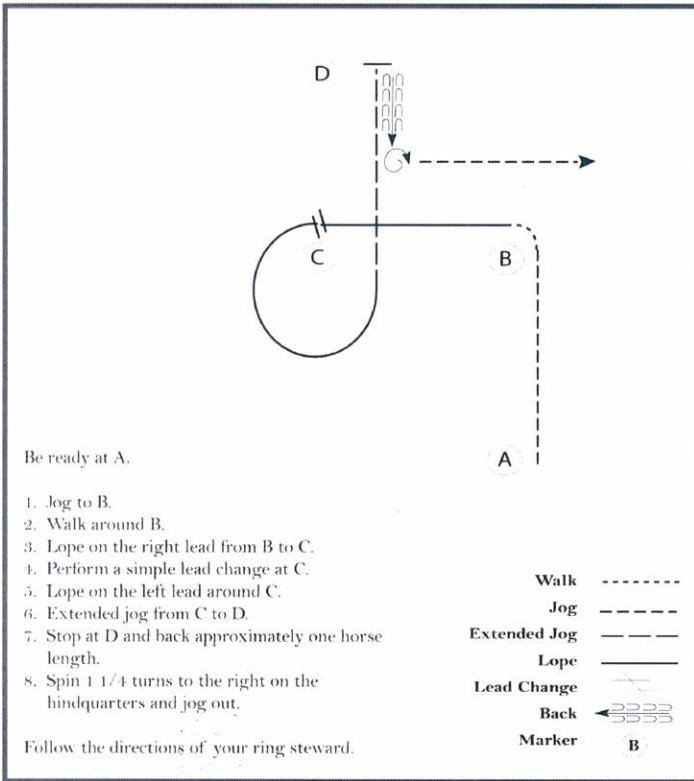
Pattern Provided by:

[WH/2-78]

ESQHA Fall Show

All Youth, Amateur & Select Horsemanship

Show Date: Septmeber 22 - 24, 2023



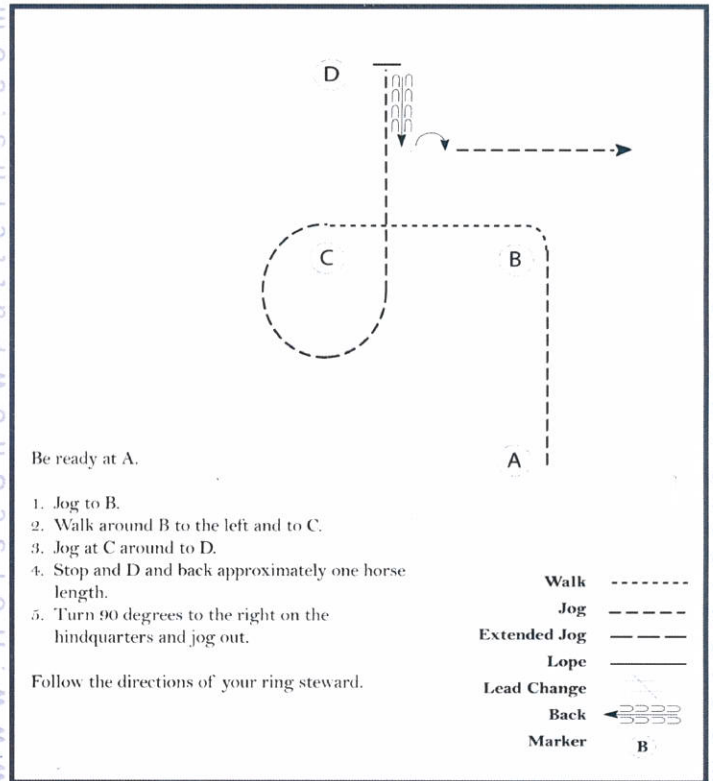
Pattern Provided by:

[WH/3-78]

ESQHA Fall Show

All Walk - Jog Horsemanship

Show Date: Septmeber 22 - 24, 2023



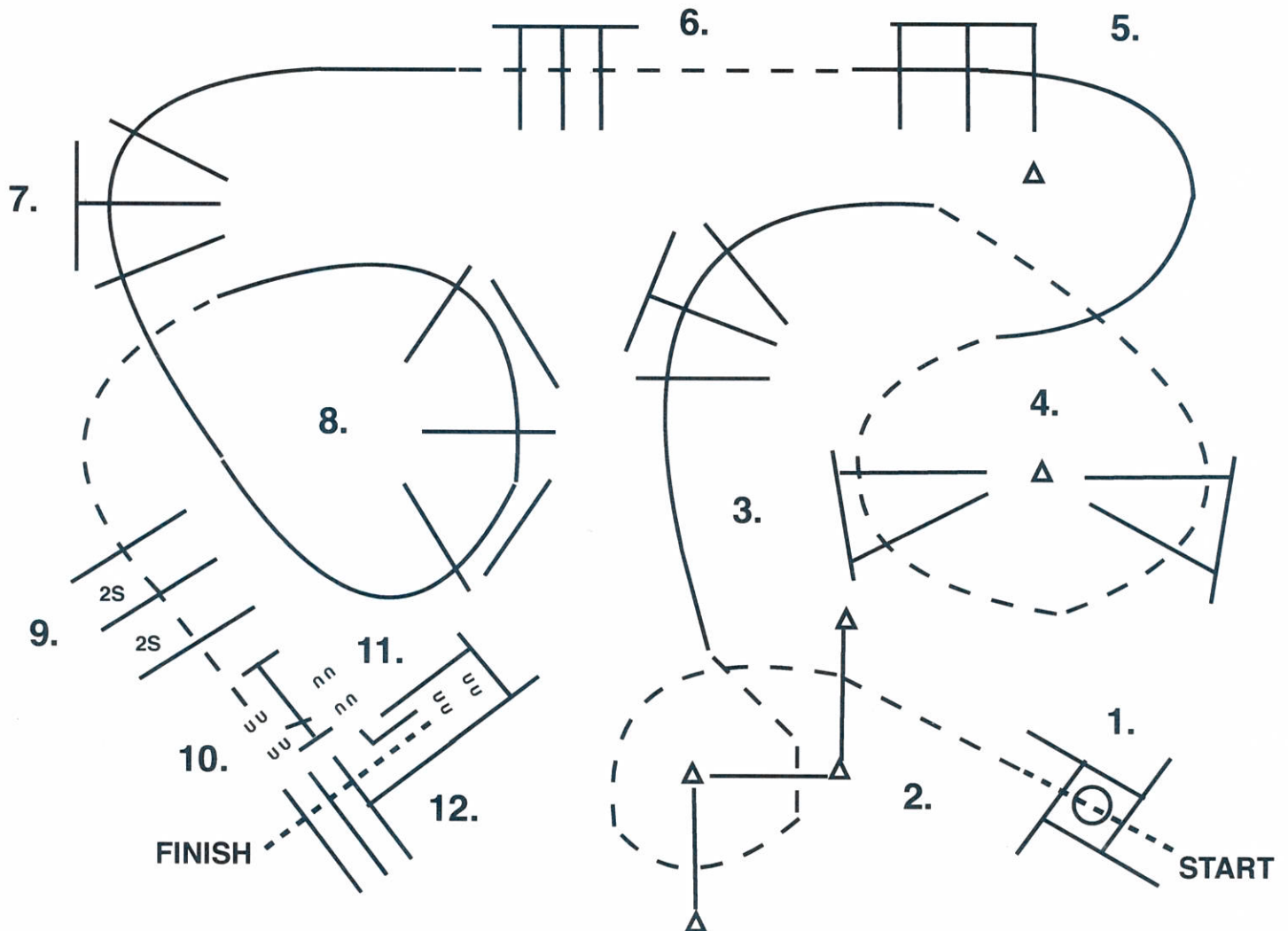
Pattern Provided by:

[WH/WT-78]

2023 ESQHA FALL SHOW

L1 TRAIL L1 AMATEUR L1 YOUTH

SATURDAY, SEPTEMBER 23RD

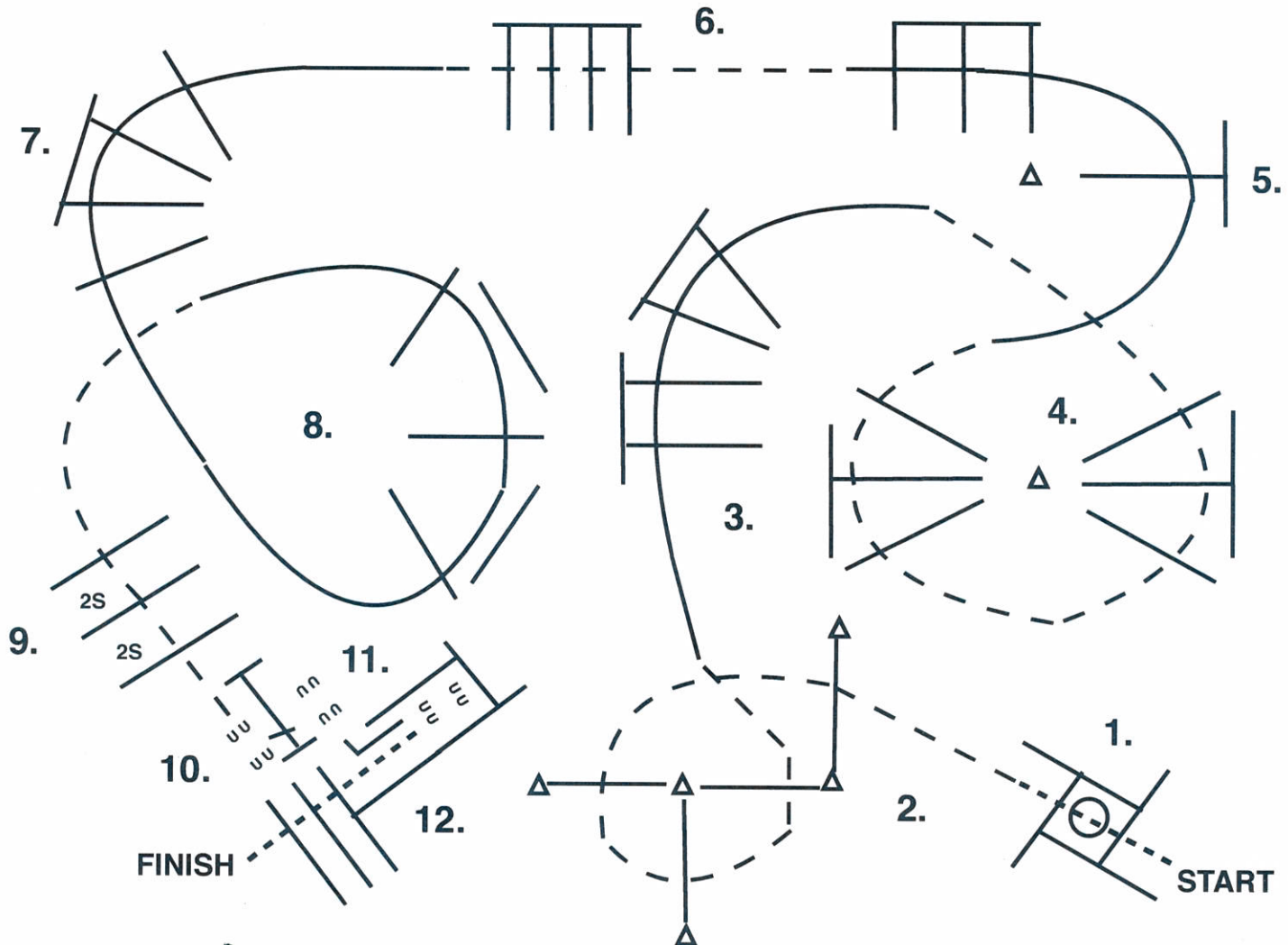


1. WALK INTO BOX, EXECUTE A 360 TURN EITHER WAY, WALK OUT BOX.
2. JOG THROUGH SERPENTINE, JOG OVER POLES.
3. LOPE OVER POLES (RIGHT LEAD).
4. BREAK TO THE JOG, JOG OVER POLES.
5. LOPE OVER POLES (LEFT LEAD).
6. BREAK TO THE JOG, JOG OVER POLES.
7. LOPE OVER POLES (LEFT LEAD).
8. LOPE OVER POLES (LEFT LEAD).
9. BREAK TO THE JOG, JOG OVER POLES, JOG UP TO GATE.
10. WORK GATE LEFT HAND, OPEN WALK THROUGH AND CLOSE GATE.
11. BACK AROUND CORNER BETWEEN POLES.
12. WALK OUT CHUTE, WALK OVER POLES.

2023 ESQHA FALL SHOW

JUNIOR L2,L3 & SENIOR L2,L3
YOUTH L2,L3 & SELECT L2,L3
& AMATEUR L2,L3 TRAIL

SATURDAY, SEPTEMBER 23RD

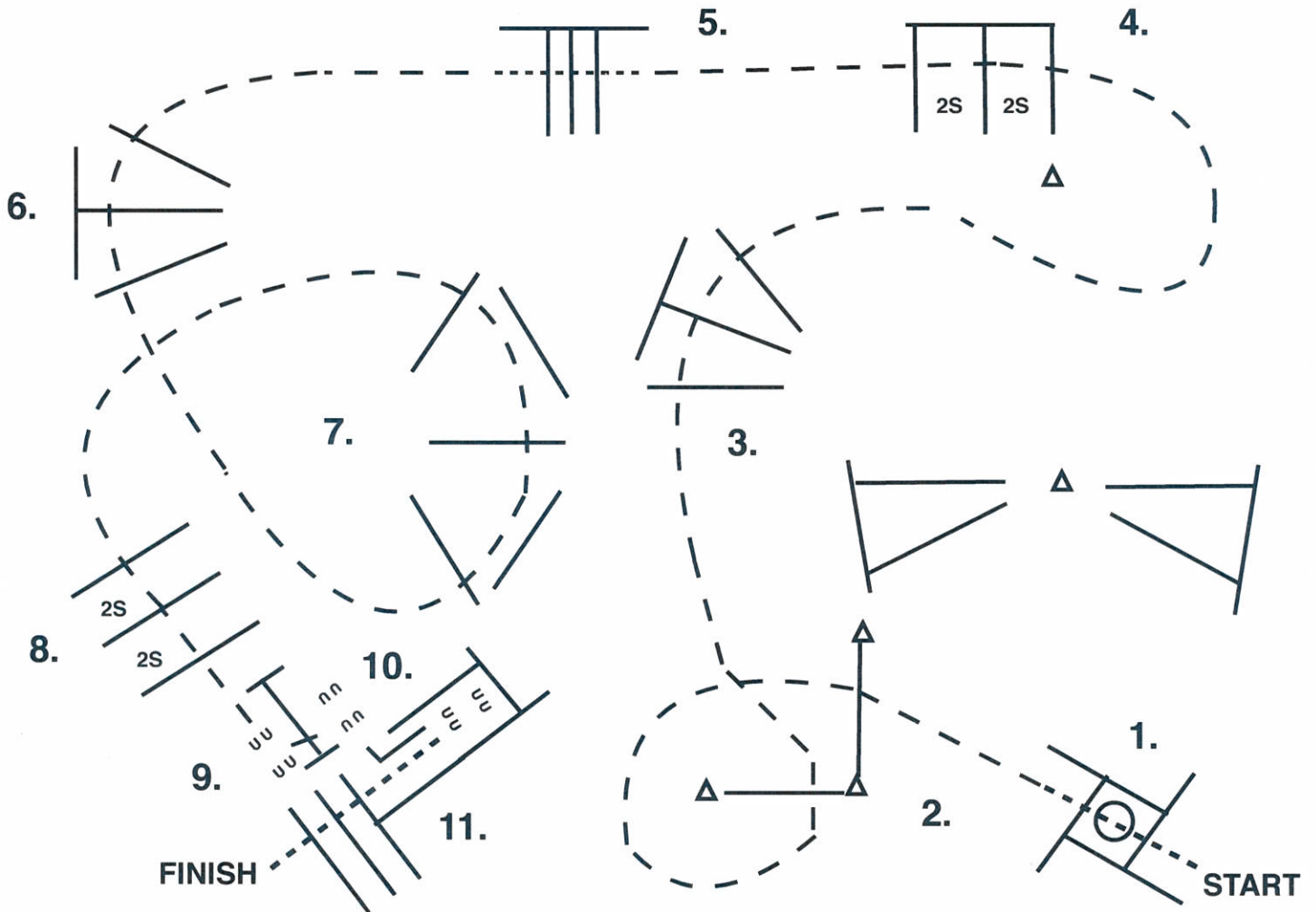


1. WALK INTO BOX, EXECUTE A 360 TURN EITHER WAY, WALK OUT BOX.
2. JOG THROUGH SERPENTINE, JOG OVER POLES.
3. LOPE OVER POLES (RIGHT LEAD).
4. BREAK TO THE JOG, JOG OVER POLES.
5. LOPE OVER POLES (LEFT LEAD).
6. BREAK TO THE JOG, JOG OVER POLES.
7. LOPE OVER POLES (LEFT LEAD).
8. LOPE OVER POLES (LEFT LEAD).
9. BREAK TO THE JOG, JOG OVER POLES, JOG UP TO GATE.
10. WORK GATE LEFT HAND, OPEN WALK THROUGH AND CLOSE GATE.
11. BACK AROUND CORNER BETWEEN POLES.
12. WALK OUT CHUTE, WALK OVER POLES.

2023 ESQHA FALL SHOW

L1 WALK TROT AMATEUR L1 WALK TROT YOUTH

SATURDAY, SEPTEMBER 23RD

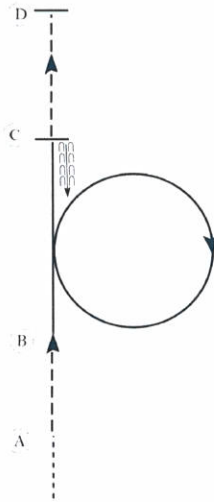


1. WALK INTO BOX, EXECUTE A 360 TURN EITHER WAY, WALK OUT BOX.
2. JOG THROUGH SERPENTINE, JOG OVER POLES.
3. JOG OVER POLES.
4. JOG OVER POLES.
5. STOP OR BREAK TO THE WALK, WALK OVER POLES.
6. JOG OVER POLES.
7. JOG OVER POLES.
8. JOG OVER POLES, JOG UP TO GATE.
9. WORK GATE LEFT HAND, OPEN WALK THROUGH AND CLOSE GATE.
10. BACK AROUND CORNER BETWEEN POLES.
11. WALK OUT CHUTE, WALK OVER POLES.

ESQHA Fall Show

All Level 1 (Novice) Equitation

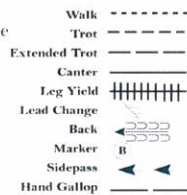
Show Date: Septmeber 22 - 24, 2023



Be ready before A.

1. Walk to A.
2. Sitting trot from A to B.
3. Right lead canter at B. Circle to the right and continue to canter to C.
4. Stop at C and back one horse length.
5. Posting trot on the right diagonal to D.
6. Stop at D.

When dismissed, follow the instructions of your ring steward.



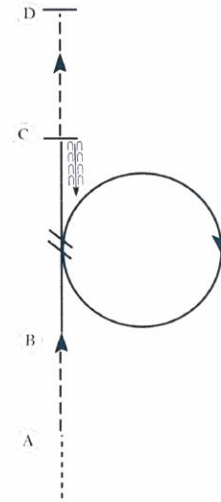
Pattern Provided by:

[HSE/2-35]

ESQHA Fall Show

All Youth, Amateur & Select Equitation

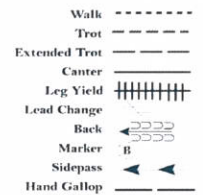
Show Date: Septmeber 22 - 24, 2023



Be ready before A.

1. Walk to A.
2. Sitting trot from A to B.
3. Right lead canter at B. Circle to the right.
4. Simple change of leads between B and C.
5. Canter left lead to C.
6. Stop at C and back one horse length.
7. Posting trot on the right diagonal to D.
8. Stop at D.

When dismissed, follow the instructions of your ring steward.



Pattern Provided by:

[HSE/3-35]

ESQHA Fall Show

All Walk - Trot Equation

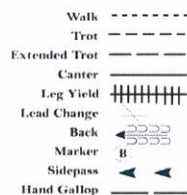
Show Date: Septmeber 22 - 24, 2023



Be ready before A.

1. Walk to A.
2. Sitting trot from A to B.
3. Posting trot on the left diagonal from B to C.
4. Stop at C and back one horse length.
5. Posting trot on the right diagonal to D.
6. Stop at D.

When dismissed, follow the instructions of your ring steward.



Pattern Provided by:

[HSE/WT-35]