



ESQHA

Spring Into Summer

June 6 – 9, 2024

Chemung County Fairground - Horseheads, NY



Western Riding

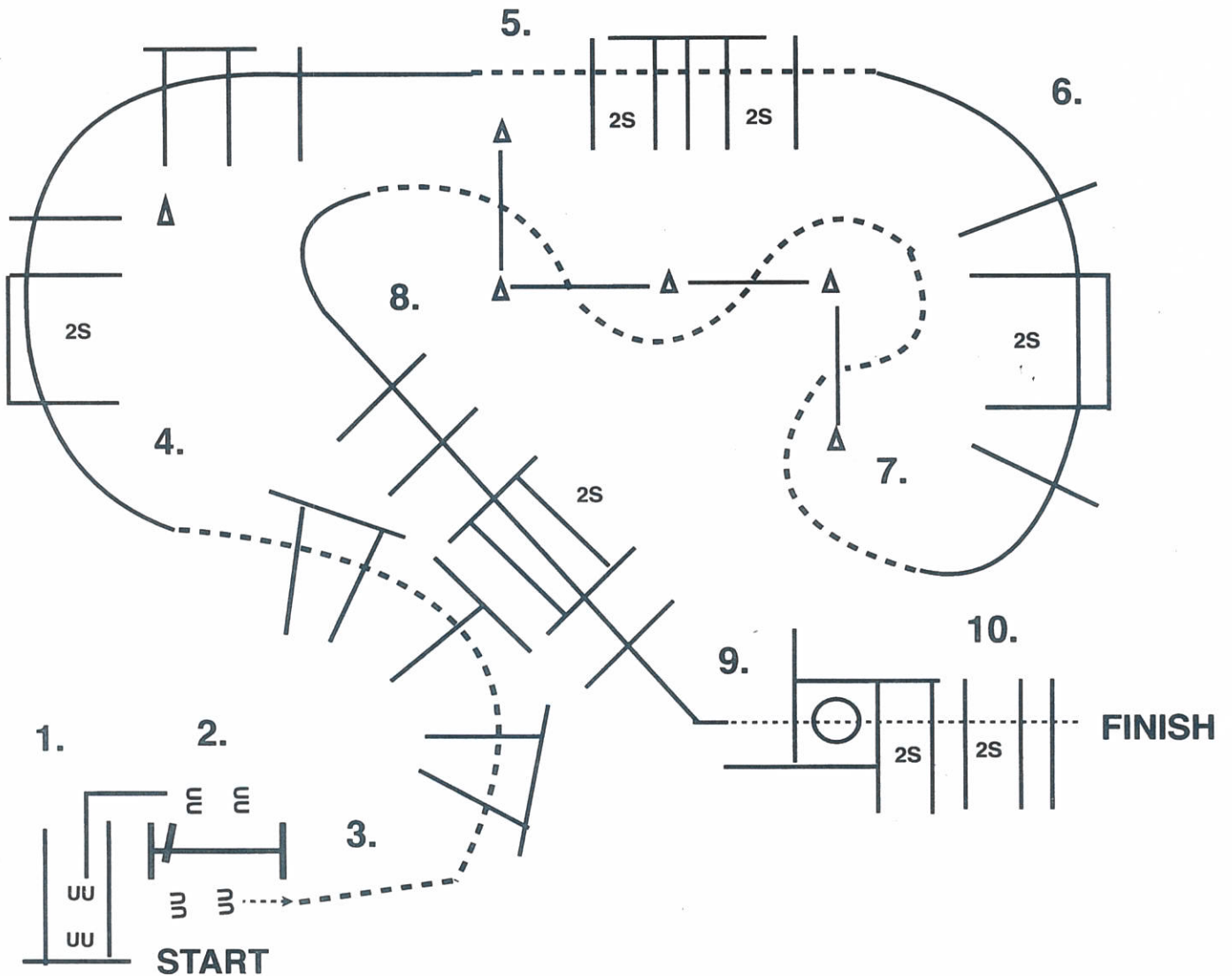
<i>Date</i>	<i>Level 1</i>	<i>All</i>
Thursday, June 6	Pattern 1	Pattern 1
Saturday, June 8	Pattern 7	Pattern 7

Ranch Riding

<i>Date</i>	<i>ALL</i>
Thursday, June 6	Ranch 1
Saturday, June 8	Ranch 2

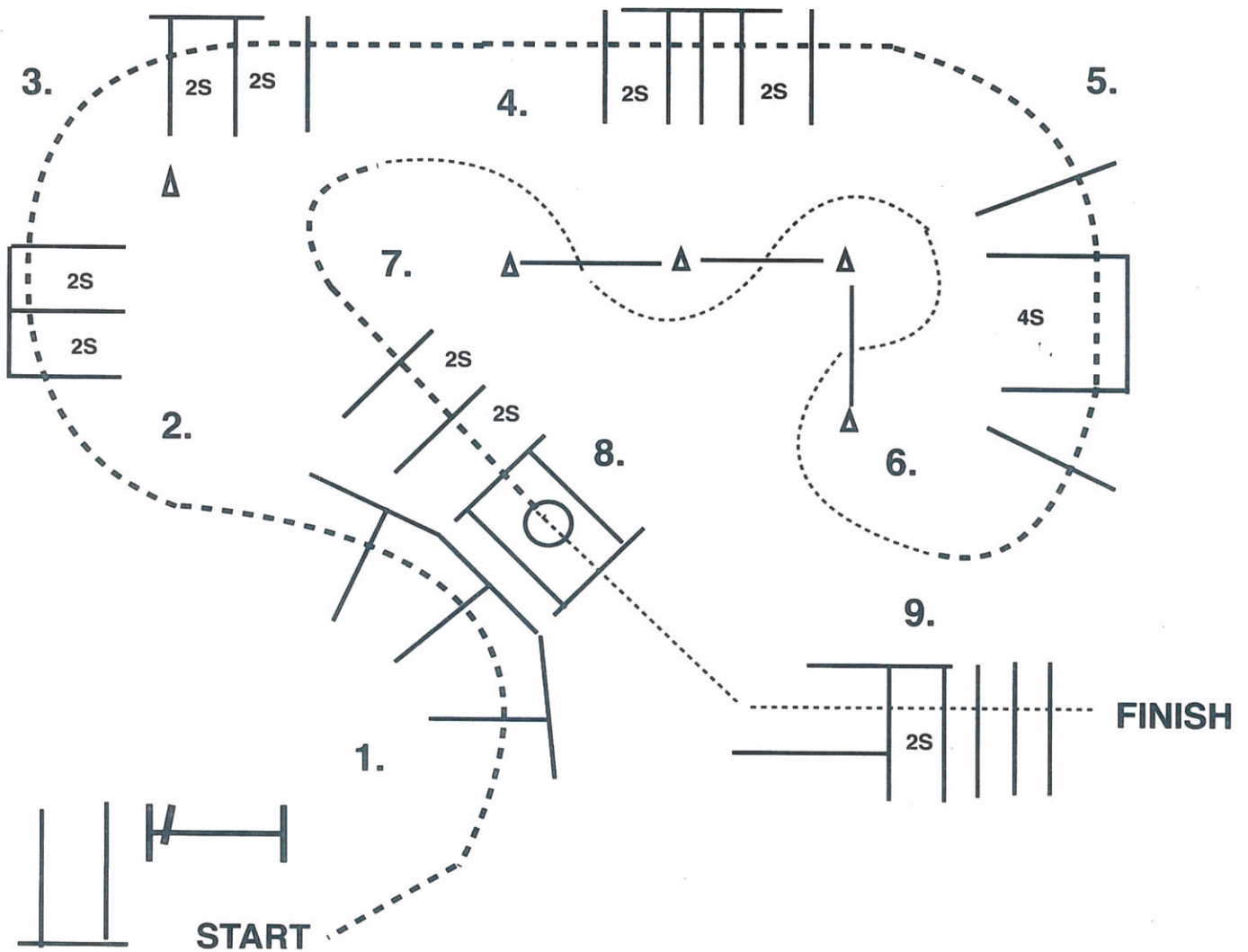


ALL TRAIL FOR THURSDAY, JUNE 6, 2024



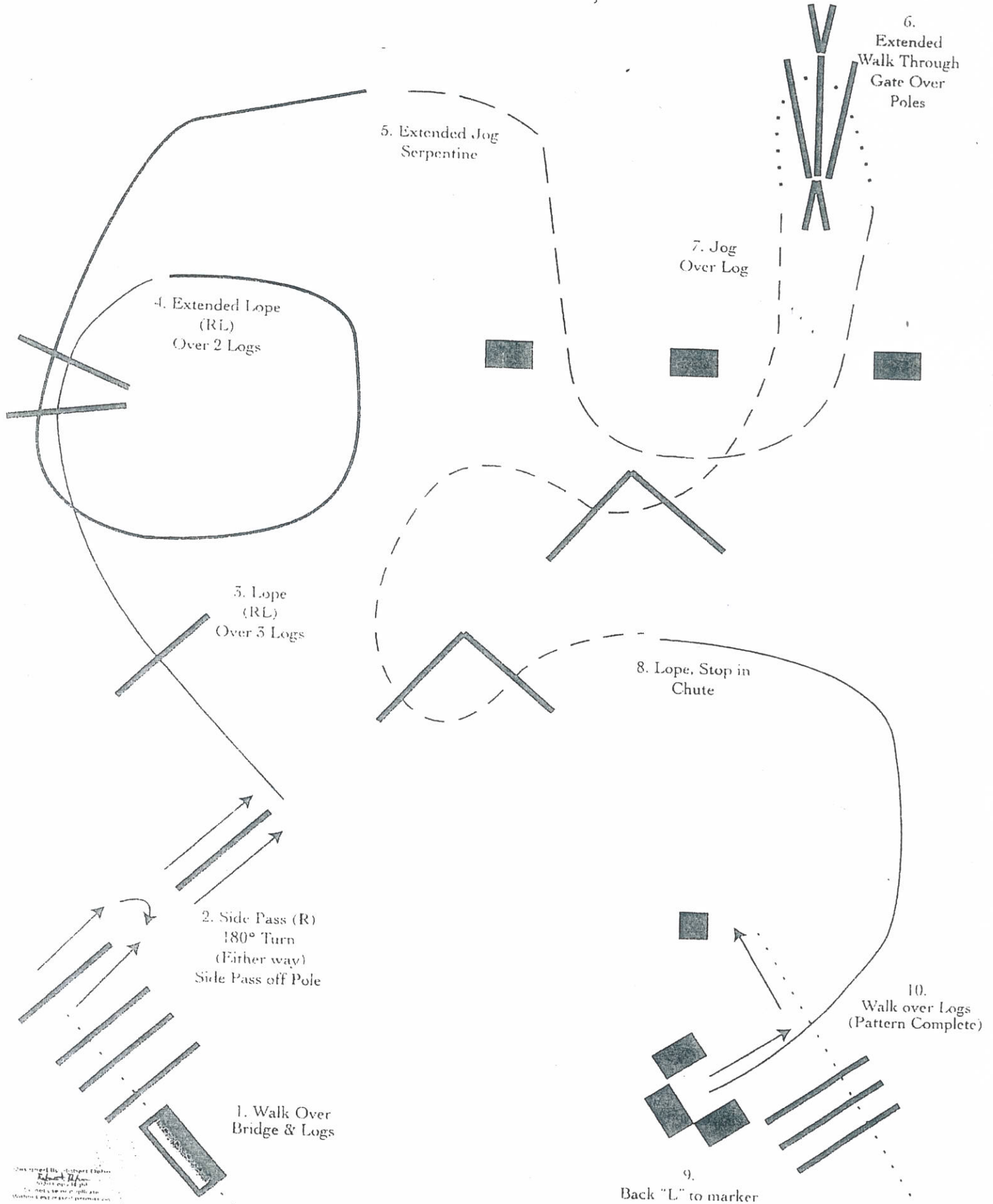
1. START IN CHUTE AND BACK AROUND CORNER UP TO GATE.
2. GATE: LEFT HAND OPEN, WALK OVER POLE AND CLOSE GATE.
3. WALK FORWARD A FEW STEPS..... THEN, JOG OVER POLES.
4. LOPE OVER POLES (RL).
5. BREAK TO THE JOG, JOG OVER POLES.
6. LOPE OVER POLES (RL)
7. BREAK TO THE JOG, JOG THRU SERPENTINE, JOG OVER POLES.
8. LOPE OVER POLES (LL).
9. STOP OR BREAK TO THE WALK, WALK OVER POLE AND INTO BOX, EXECUTE A 360 TURN EITHER WAY, WALK OUT BOX.
10. WALK OVER POLES.

ALL WALK – JOG TRAIL FOR THURSDAY, JUNE 6, 2024



1. JOG OVER POLES.
2. JOG OVER POLES.
3. JOG OVER POLES.
4. JOG OVER POLES.
5. JOG OVER POLES.
6. STOP OR BREAK TO THE WALK, WALK THRU SERPENTINE, WALK OVER POLES.
7. JOG OVER POLES.
8. STOP IN BOX, EXECUTE A 360 TURN EITHER WAY WALK OUT BOX, WALK OVER POLE.
9. WALK OVER POLES.

ALL RANCH TRAIL FOR THURSDAY, JUNE 6, 2024

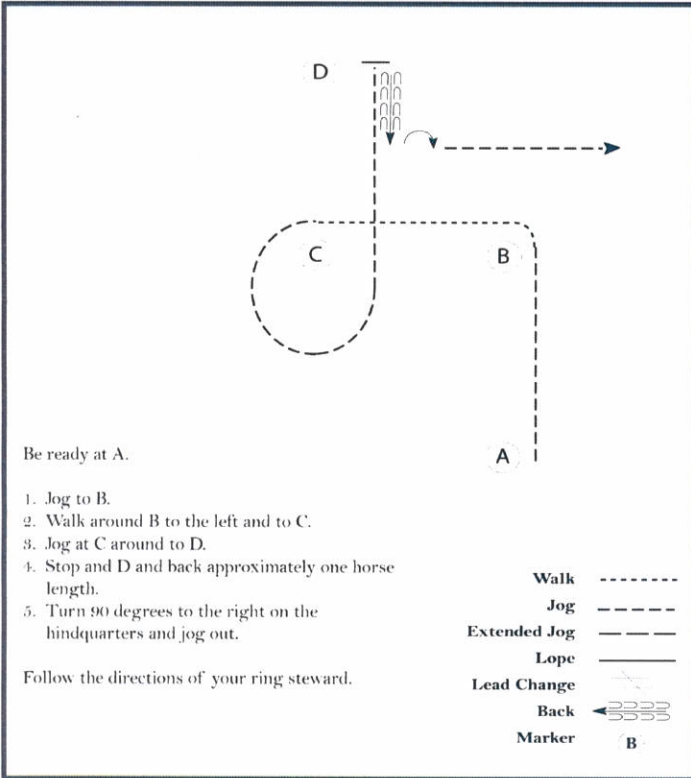


Designed by Robert Carter
Copyright © 2014
All rights reserved. No part of this publication may be reproduced, stored in a retrieval system, or transmitted, in any form or by any means, electronic, mechanical, photocopying, recording, or by any information storage and retrieval system, without the prior written permission of the publisher.

Spring Into Summer

All Youth & Amateur Walk-Jog Horsemanship

Show Date: June 6 - 7, 2024



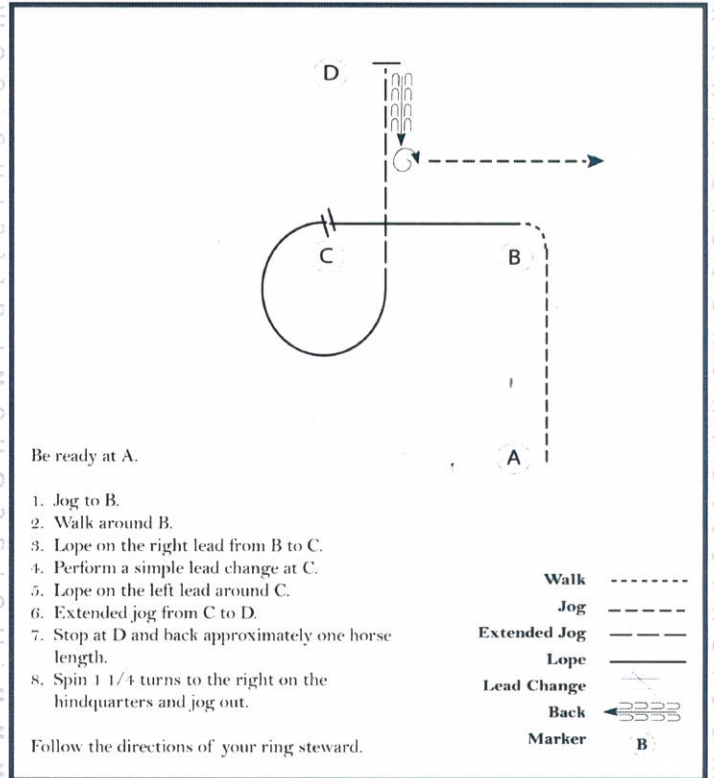
Pattern Provided by:

[WH/WT-78]

Spring Into Summer

All Youth, Amateur & Select Horsemanship

Show Date: June 6 - 7, 2024



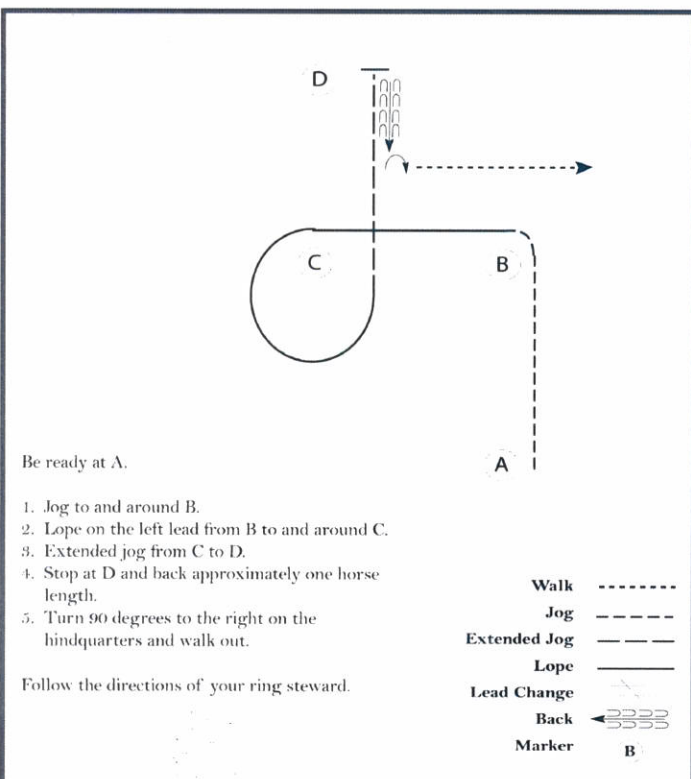
Pattern Provided by:

[WH/3-78]

Spring Into Summer

All Rookie & Level 1 (Novice) Horsemanship

Show Date: June 6 - 7, 2024



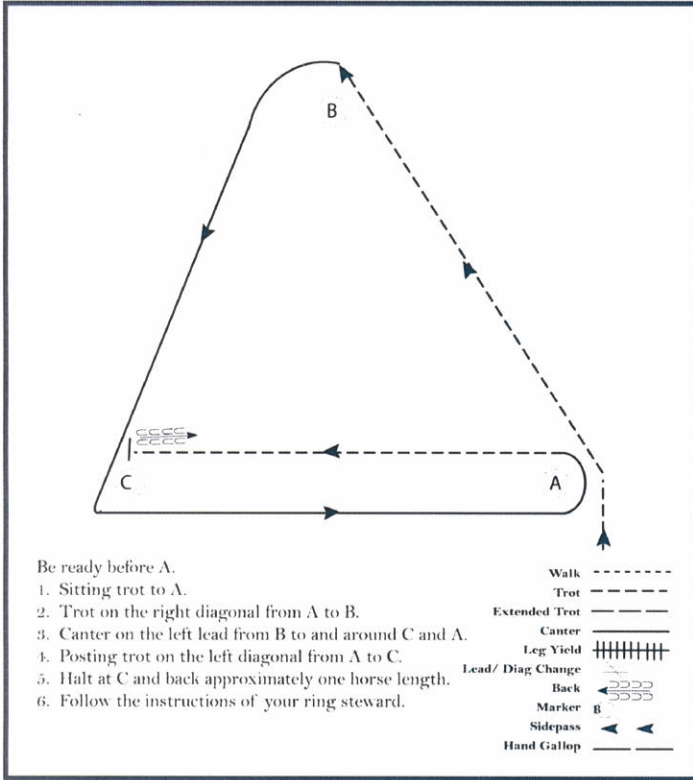
Pattern Provided by:

[WH/2-78]

Spring Into Summer

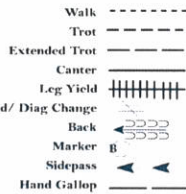
All Rookie & Level 1 (Novice) Equitation

Show Date: June 6 - 7, 2024



Be ready before A.

1. Sitting trot to A.
2. Trot on the right diagonal from A to B.
3. Canter on the left lead from B to and around C and A.
4. Posting trot on the left diagonal from A to C.
5. Halt at C and back approximately one horse length.
6. Follow the instructions of your ring steward.



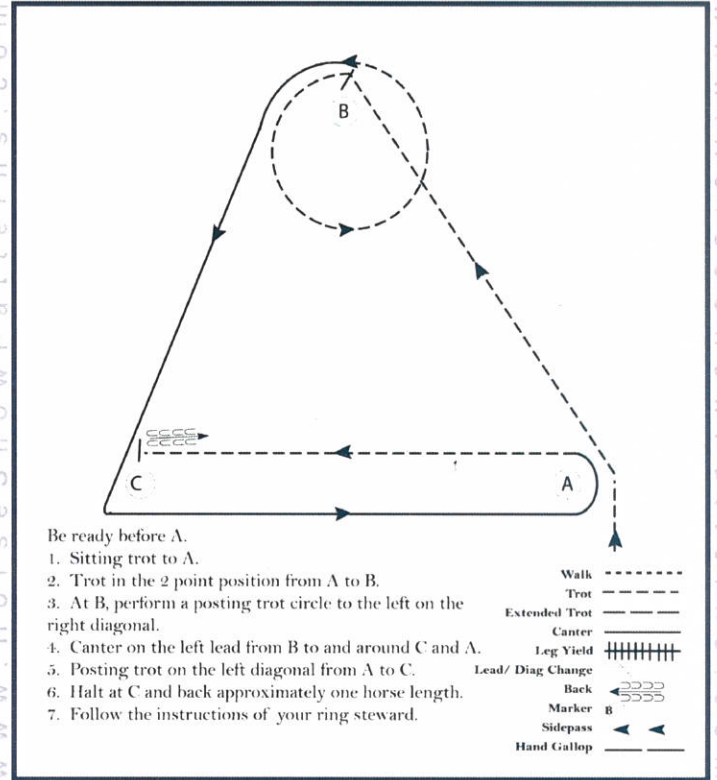
Pattern Provided by:

[HSE/2-54]

Spring Into Summer

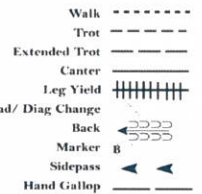
All Youth, Amateur & Select Equitation

Show Date: June 6 - 7, 2024



Be ready before A.

1. Sitting trot to A.
2. Trot in the 2 point position from A to B.
3. At B, perform a posting trot circle to the left on the right diagonal.
4. Canter on the left lead from B to and around C and A.
5. Posting trot on the left diagonal from A to C.
6. Halt at C and back approximately one horse length.
7. Follow the instructions of your ring steward.



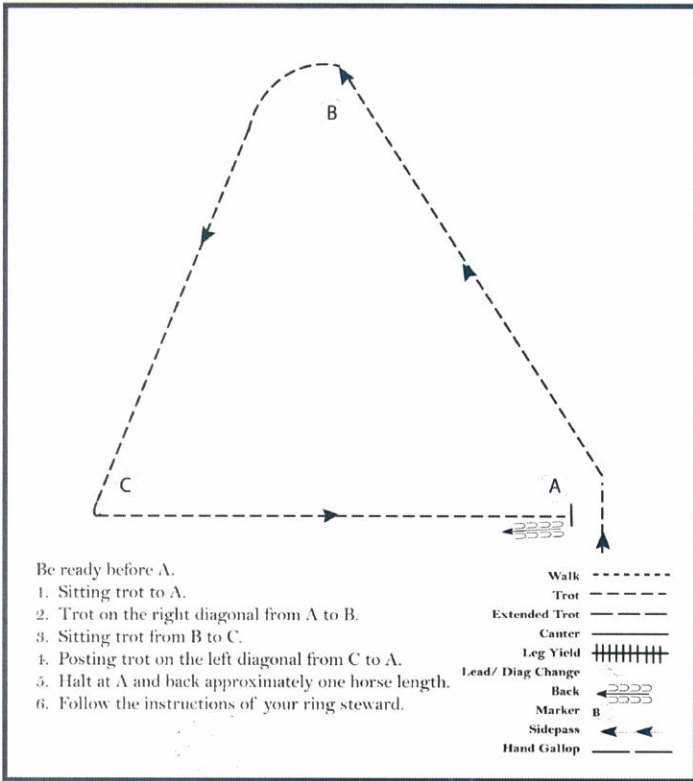
Pattern Provided by:

[HSE/3-54]

Spring Into Summer

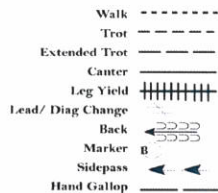
All Youth

Show Date: June 6 - 7, 2024



Be ready before A.

1. Sitting trot to A.
2. Trot on the right diagonal from A to B.
3. Sitting trot from B to C.
4. Posting trot on the left diagonal from C to A.
5. Halt at A and back approximately one horse length.
6. Follow the instructions of your ring steward.



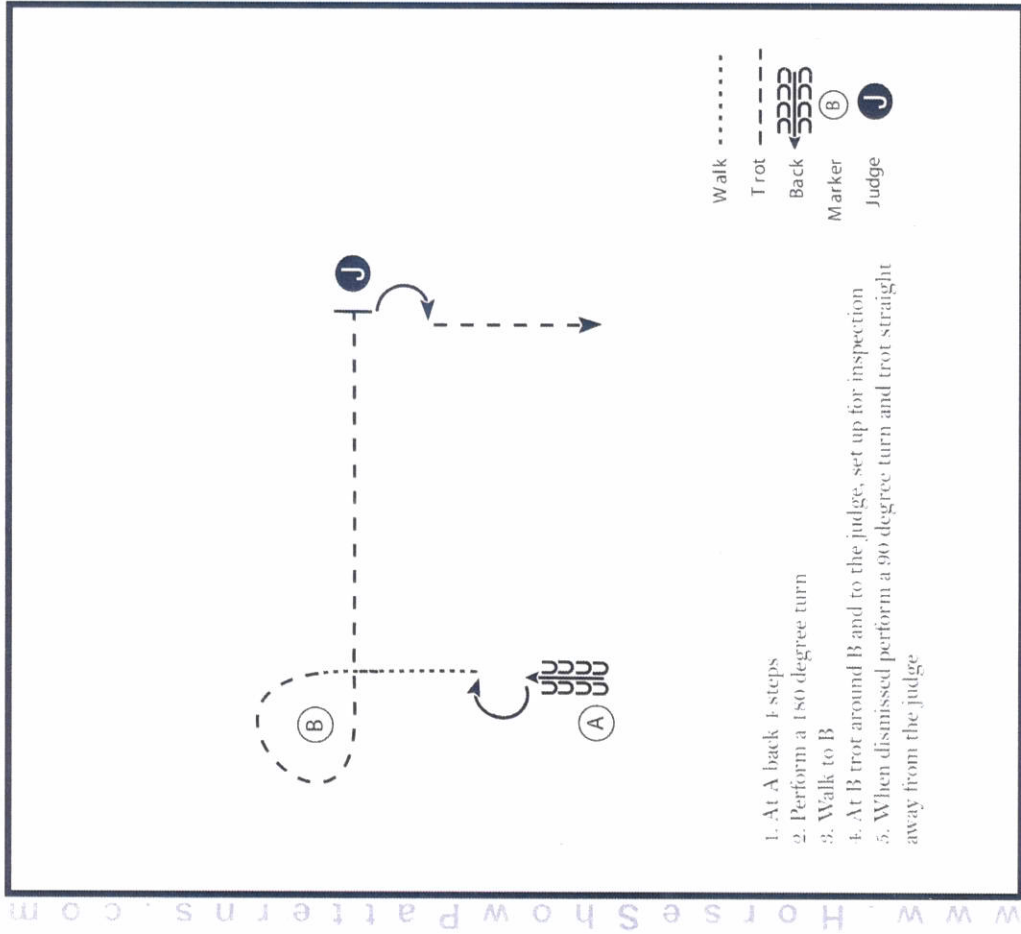
Pattern Provided by:

[HSE/WT-54]

Spring Into Summer

All Rookie & Level 1 (Novice) Showmanship

Show Date: June 6 - 7, 2024



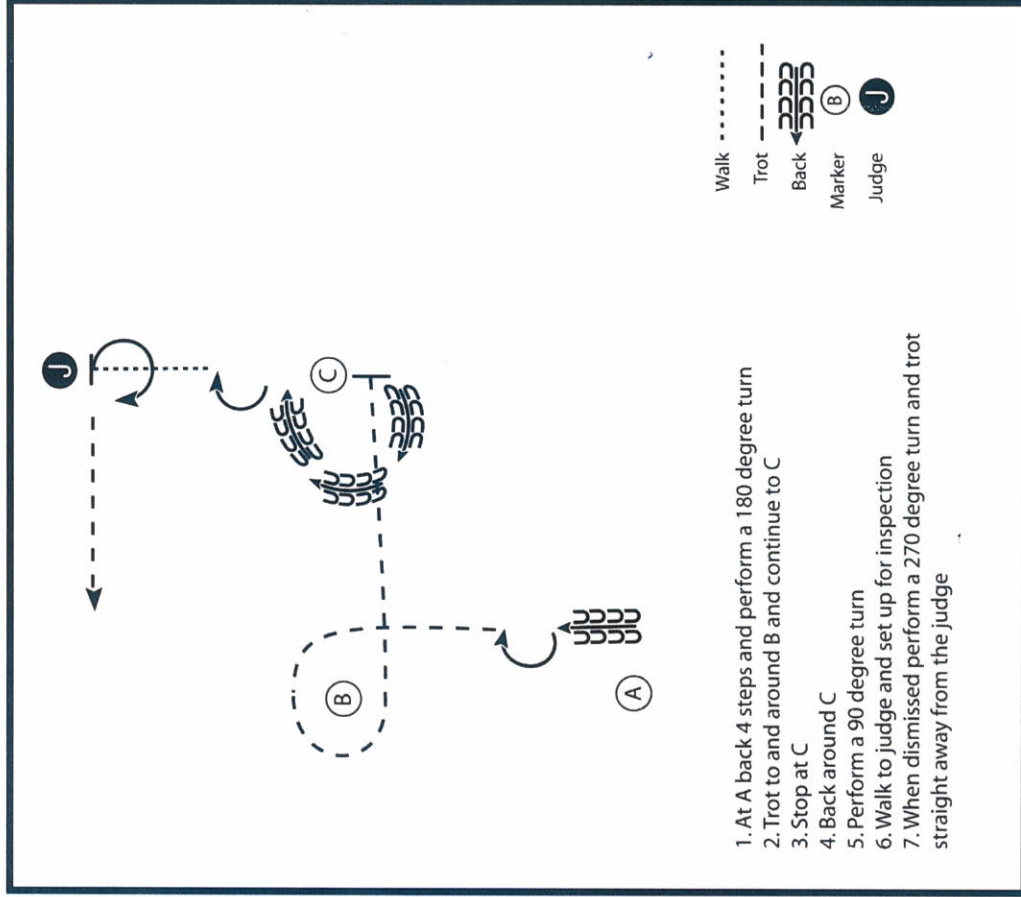
[S/2-1]

Pattern Provided by:

Spring Into Summer

All Youth, Amateur & Select Showmanship

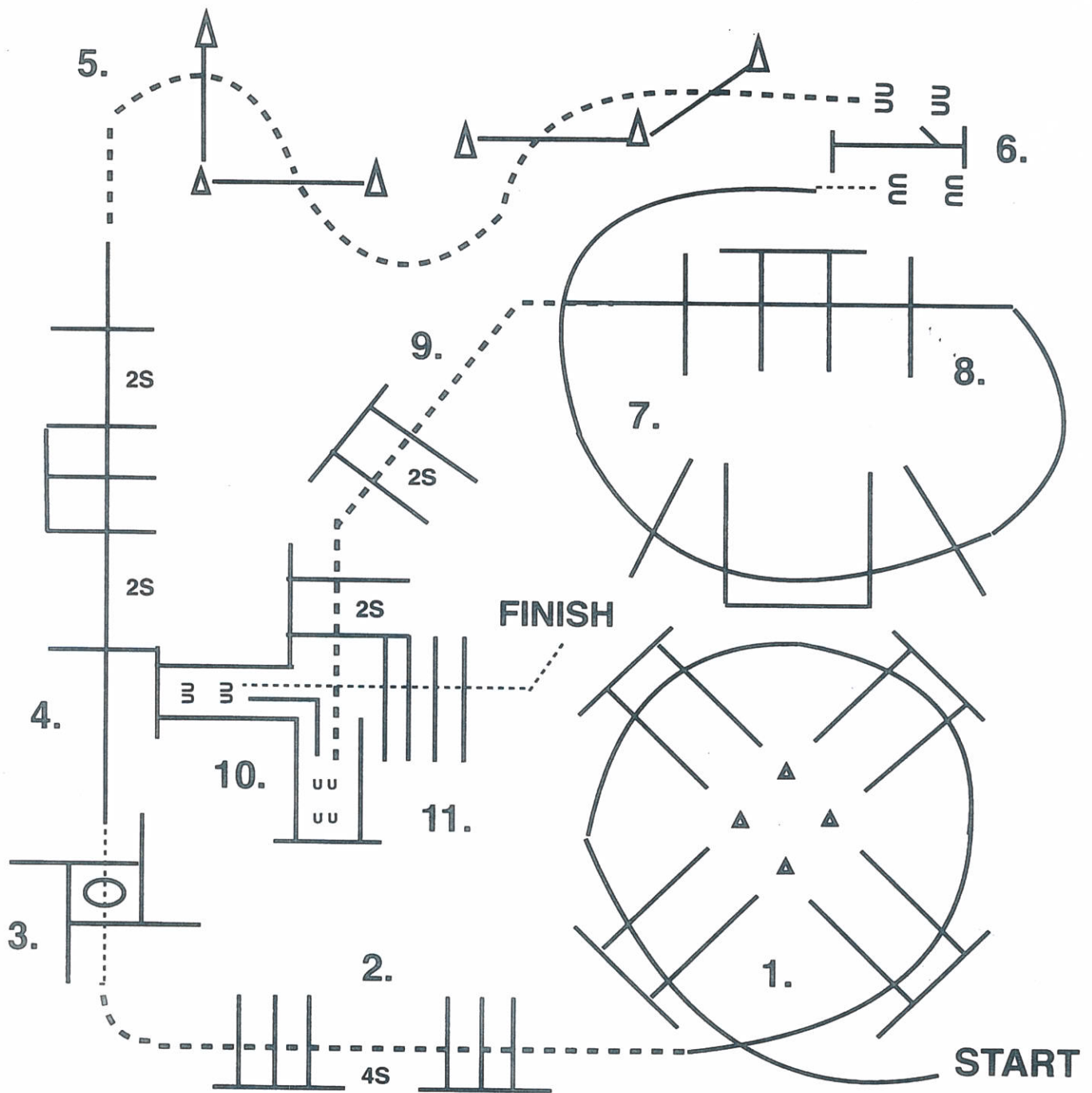
Show Date: June 6 - 7, 2024



[S/3-1]

Pattern Provided by:

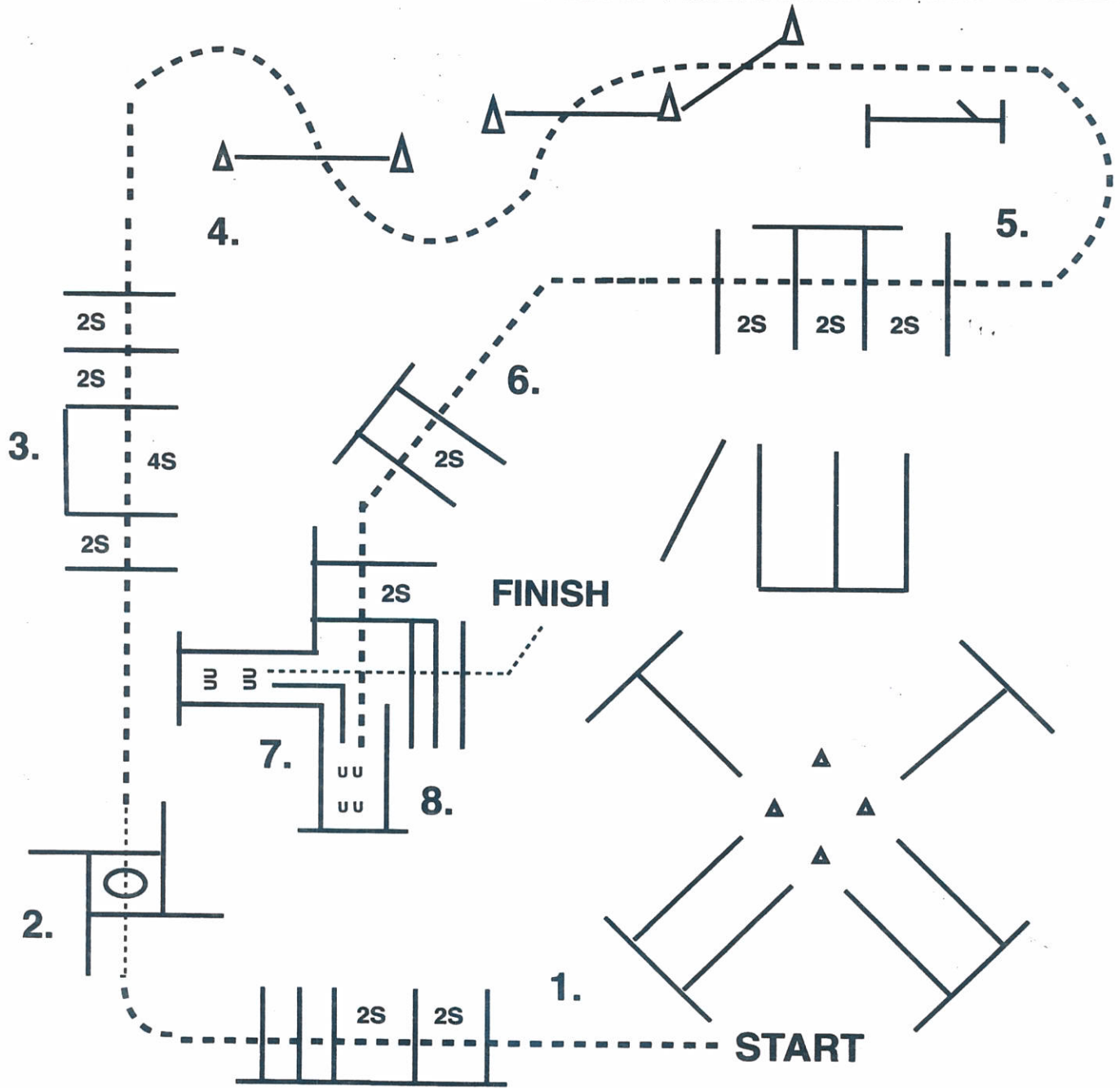
ALL TRAIL FOR SATURDAY, JUNE 8, 2024



1. LOPE OVER POLES (RL).
2. BREAK TO THE JOG, JOG OVER POLES.
3. STOP OR BREAK TO THE WALK, WALK INTO THE BOX, EXECUTE A 360 TURN EITHER WAY, WALK OUT BOX.
4. LOPE OVER POLES (RL)
5. BREAK TO THE JOG, JOG THRU SERPENTINE, JOG OVER POLES, JOG UP TO GATE.
6. GATE: RH OPEN, WALK OVER POLE AND CLOSE GATE.

7. WALK FORWARD, THEN LOPE OVER POLES (LL).
8. LOPE OVER POLES (LL).
9. BREAK TO THE JOG, JOG OVER POLES.
10. JOG INTO CHUTE, STOP AND BACK BETWEEN POLES BACK AROUND CORNER.
11. WALK OUT CHUTE. WALK OVER POLES.

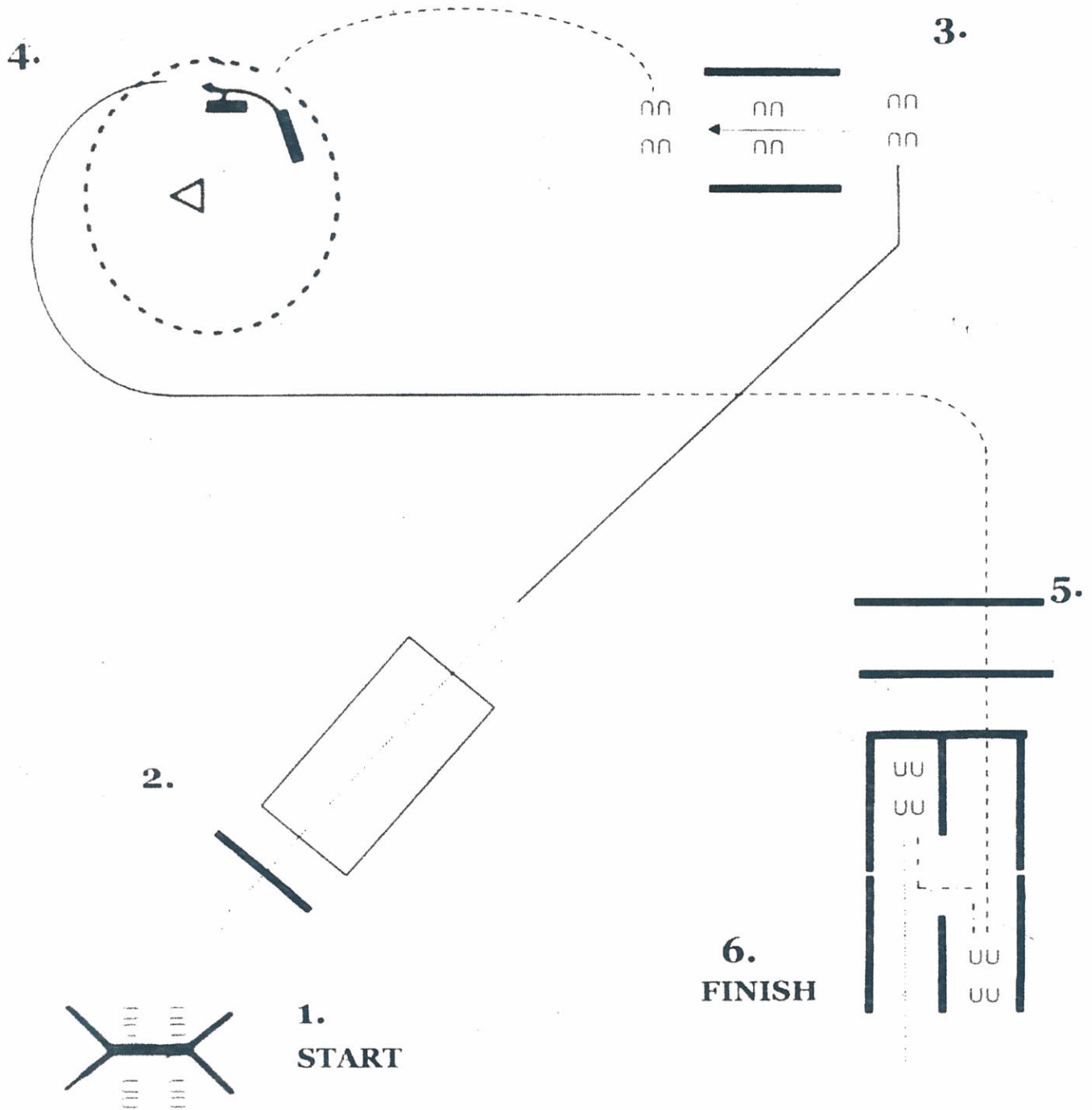
ALL WALK – JOG TRAIL FOR SATURDAY, JUNE 8, 2024



1. JOG OVER POLES.
2. STOP OR BREAK TO THE WALK, WALK INTO THE BOX, EXECUTE A 360 TURN EITHER WAY, WALK OUT BOX.
3. JOG OVER POLES.
4. JOG THRU SERPENTINE, JOG OVER POLES, JOG AROUND GATE.

5. JOG OVER POLES.
6. JOG OVER POLES.
7. JOG INTO CHUTE, STOP AND BACK BETWEEN POLES BACK AROUND CORNER.
8. WALK OUT CHUTE. WALK OVER POLES.

ALL RANCH TRAIL FOR SATURDAY, JUNE 8, 2024



1. Work gate right hand push gate open and close.
2. Walk over the pole and the bridge.
3. Left lead lope to side pass. Stop and side pass to the left.
4. Trot up and grab the rope, drag the log to the left (walk or trot around the marker) and put the rope back on the hook.
5. Left lead lope, break to the trot, trot over the poles and into the chute.
6. Back into the chute and walk out.

Gaits	
Walk
Trot	-----
Lope	_____
Back

Spring Into Summer

All Youth, Amateur & Select Showmanship

Show Date: June 8 - 9, 2024

Be ready at A.

1. Walk halfway to B.
2. Trot to and around B as shown.
3. Stop when just past B. Perform a 360 degree turn.
4. Walk to judge and set up for inspection.
5. When dismissed, back one horse length.
6. Perform a 270 degree turn and trot away.

Follow the instructions of your ring steward.

Walk ---
Trot ---
Back 3333
Marker (B)
Judge (J)

[S/3-79]

Pattern Provided by:

Spring Into Summer

All Rookie & Level 1 (Novice) Showmanship

Show Date: June 8 - 9, 2024

Be ready at A.

1. Walk halfway to B.
2. Trot to and around B as shown.
3. Stop when just past B. Perform a 360 degree turn.
4. Walk to judge and set up for inspection.
5. When dismissed, back one horse length.
6. Perform a 90 degree turn and trot away.

Follow the instructions of your ring steward.

Walk ---
Trot ---
Back 3333
Marker (B)
Judge (J)

[S/2-79]

Pattern Provided by:

Spring Into Summer

All Youth & Amateur Walk-Trot Equitation

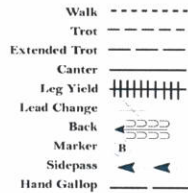
Show Date: June 8 - 9, 2024



Be ready before A.

1. Walk to A.
2. Sitting trot from A to B.
3. Posting trot on the left diagonal from B to C.
4. Stop at C and back one horse length.
5. Posting trot on the right diagonal to D.
6. Stop at D.

When dismissed, follow the instructions of your ring steward.



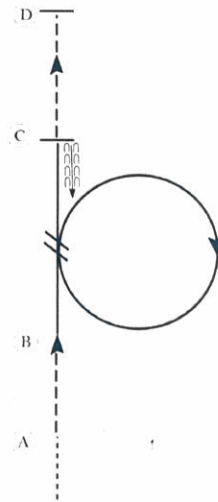
[HSE/WT-35]

Pattern Provided by:

Spring Into Summer

All Youth, Amateur & Select Equitation

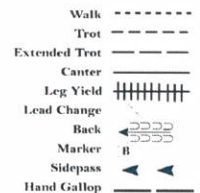
Show Date: June 8 - 9, 2024



Be ready before A.

1. Walk to A.
2. Sitting trot from A to B.
3. Right lead canter at B. Circle to the right.
4. Simple change of leads between B and C.
5. Canter left lead to C.
6. Stop at C and back one horse length.
7. Posting trot on the right diagonal to D.
8. Stop at D.

When dismissed, follow the instructions of your ring steward.



[HSE/3-35]

Pattern Provided by:

Spring Into Summer

All Rookie & Level 1 (Novice) Equitation

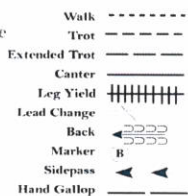
Show Date: June 8 - 9, 2024



Be ready before A.

1. Walk to A.
2. Sitting trot from A to B.
3. Right lead canter at B. Circle to the right and continue to canter to C.
4. Stop at C and back one horse length.
5. Posting trot on the right diagonal to D.
6. Stop at D.

When dismissed, follow the instructions of your ring steward.



[HSE/2-35]

Pattern Provided by: