



**ESQHA**

***FALL Show***

September 18 - 22, 2024

NYS Fairgrounds Syracuse, New York

\*\*\*\*\*

**Show Manager: Andy Tanner (603-746-3813)**

**Show Secretary: Marge Tanner (603-746-3813)**

\*\*\*\*\*

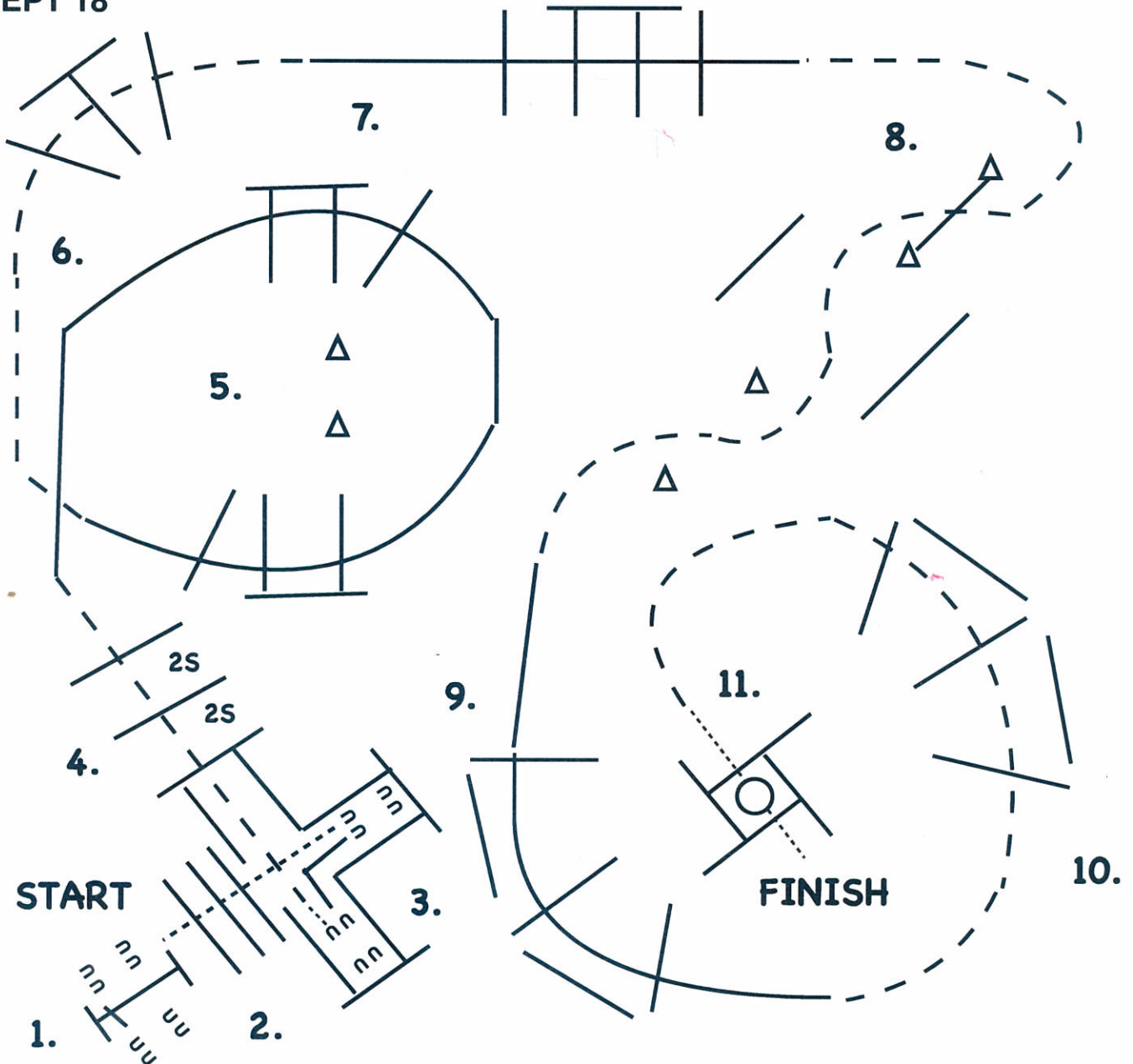
***Pattern  
Book***



# 2024 EMPIRE STATE FALL SHOW

# LEVEL 1 GREEN TRAIL L1 AMATEUR L1 YOUTH

SEPT 18



1. WORK GATE RIGHT HAND
2. WALK OVER POLES, WALK INTO CHUTE.
3. BACK AROUND CORNER, BACK BETWEEN POLES.
4. JOG OVER POLES, YOU CAN WALK 1ST.
5. LOPE OVER POLES (RIGHT LEAD).
6. BREAK TO THE JOG, JOG OVER POLES.

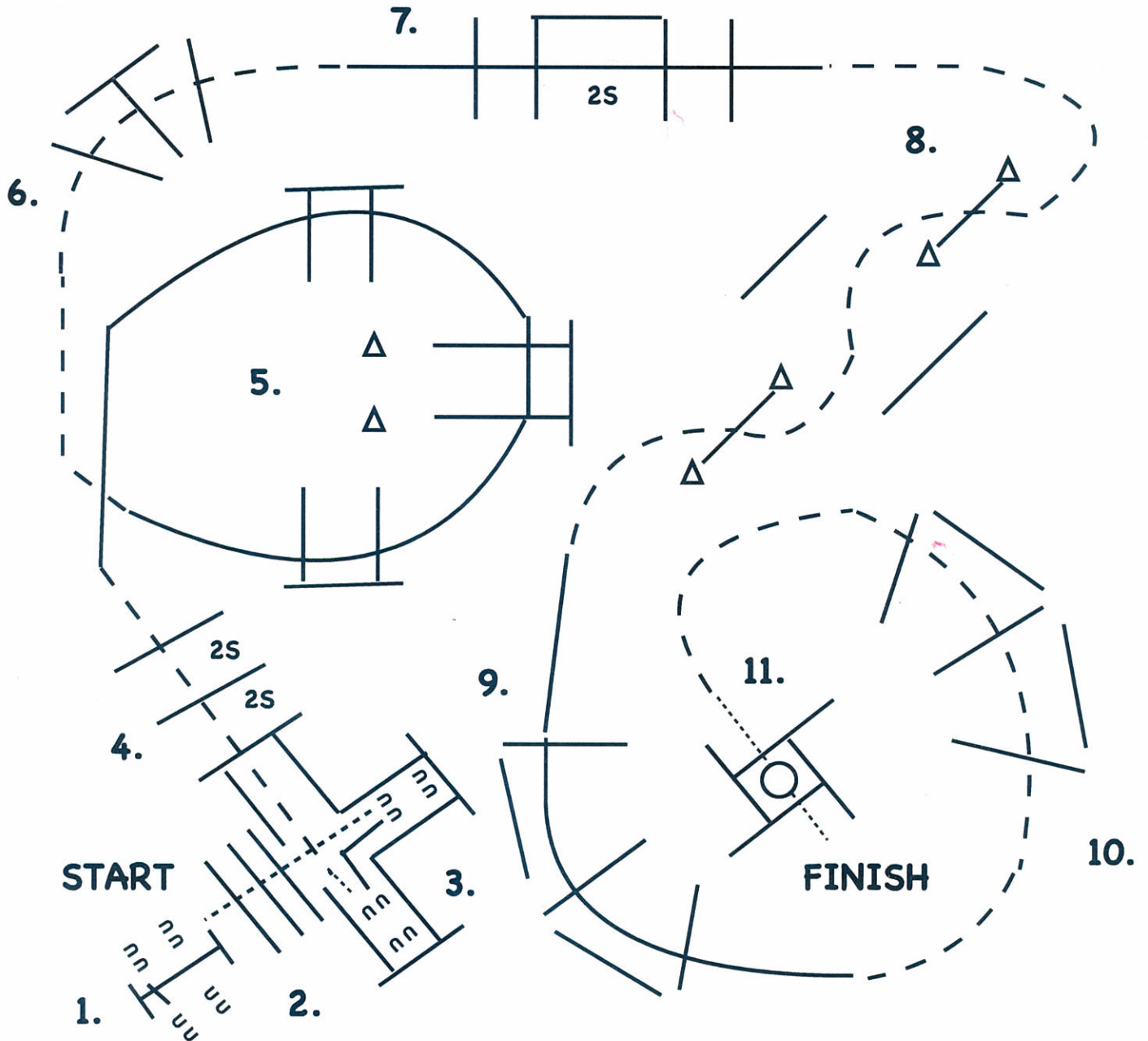
7. LOPE OVER POLES (RIGHT LEAD).
8. BREAK TO THE JOG, JOG THROUGH SERPENTINE, JOG OVER POLE.
9. LOPE OVER POLES (LEFT LEAD).
10. BREAK TO THE JOG, JOG OVER POLES.
11. STOP OR BREAK TO THE WALK, WALK INTO BOX, EXECUTE A 360 TURN EITHER WAY, WALK OUT BOX.



# 2024 EMPIRE STATE FALL SHOW

JR & SR L2,L3  
YOUTH, AMATEUR, &  
SELECT L2,L3

SEPT 18



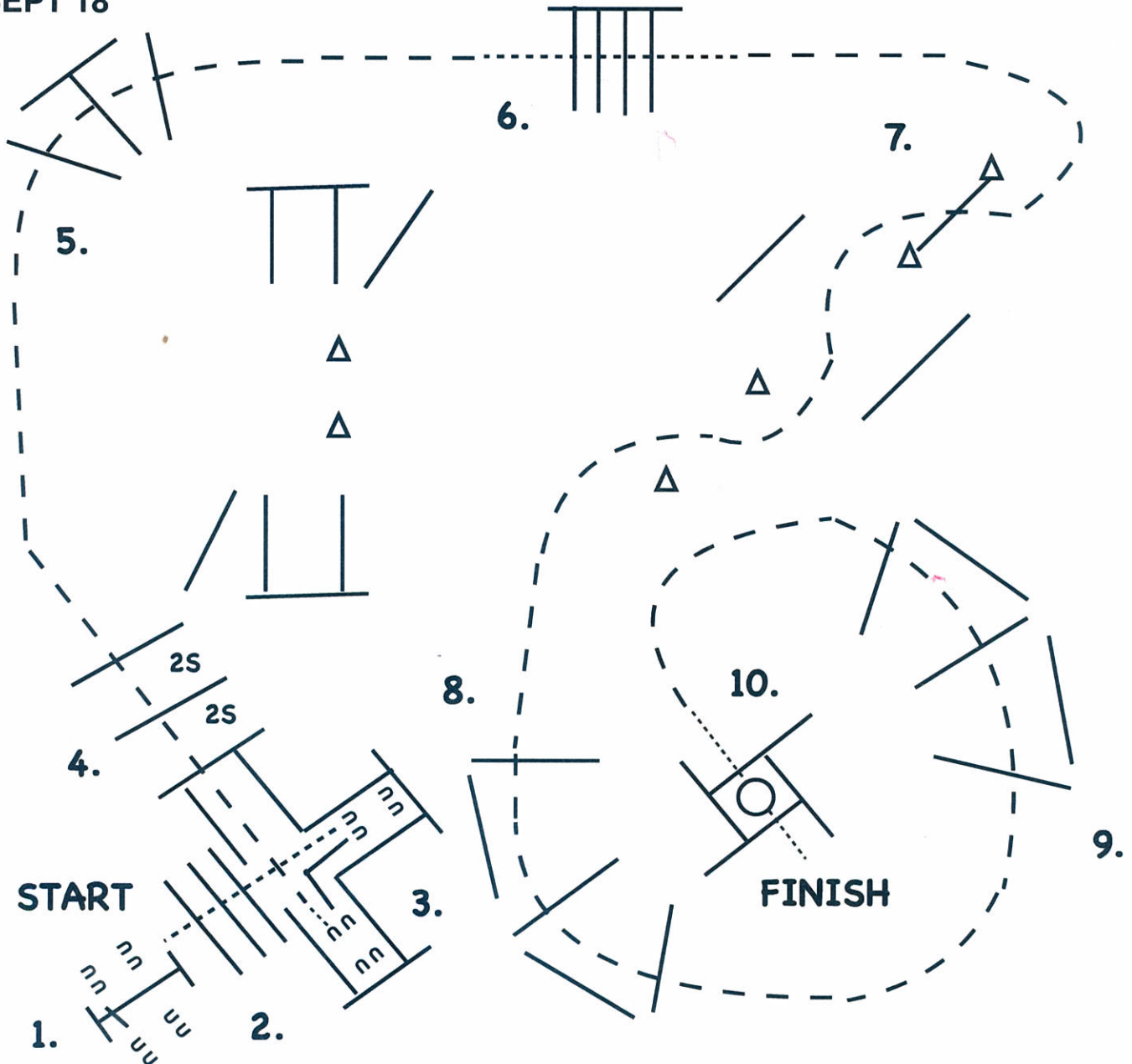
1. WORK GATE RIGHT HAND
2. WALK OVER POLES, WALK INTO CHUTE.
3. BACK AROUND CORNER, BACK BETWEEN POLES.
4. WALK FORWARD, THEN JOG OVER POLES.
5. LOPE OVER POLES (RIGHT LEAD).
6. BREAK TO THE JOG, JOG OVER POLES.

7. LOPE OVER POLES (RIGHT LEAD).
8. BREAK TO THE JOG, JOG THROUGH SERPENTINE, JOG OVER POLES.
9. LOPE OVER POLES (LEFT LEAD).
10. BREAK TO THE JOG, JOG OVER POLES.
11. STOP OR BREAK TO THE WALK, WALK INTO BOX, EXECUTE A 360 TURN EITHER WAY, WALK OUT BOX.

# 2024 EMPIRE STATE FALL SHOW

## LEVEL 1 WT AMATEUR TRAIL LEVEL 1 WT YOUTH TRAIL

SEPT 18



1. WORK GATE RIGHT HAND
2. WALK OVER POLES, WALK INTO CHUTE.
3. BACK AROUND CORNER, BACK BETWEEN POLES.
4. JOG OVER POLES, YOU CAN WALK 1ST.
5. JOG OVER POLES.
6. STOP OR BREAK TO THE WALK, WALK OVER POLES.

7. JOG THROUGH SERPENTINE, JOG OVER POLE.
8. JOG OVER POLES.
9. JOG OVER POLES.
10. STOP OR BREAK TO THE WALK, WALK INTO BOX, EXECUTE A 360 TURN EITHER WAY, WALK OUT BOX.

## 2024 ESQHA Fall Show

### Horsemanship (All Level 1)

Show Date: September 18 - 19, 2024

Be ready before A.

1. Walk to A.
2. Jog 2/3 of the way to B.
3. Stop and perform a 1/4 turn left.
4. Back a half circle to center of pattern.
5. Lope on the left lead to and around B and toward center of pattern.
6. Break to a walk through middle of pattern.
7. Lope on the right lead around A as shown.
8. Break to a jog at A and jog to exit.

Follow the instructions of your ring steward.

|              |        |
|--------------|--------|
| Walk         | -----  |
| Jog          | -----  |
| Extended Jog | -----  |
| Lope         | -----  |
| Lead Change  | -----  |
| Back         | ←----- |
| Marker       | ● B    |

Pattern Provided by:

[WH/2-99]

## 2024 ESQHA Fall Show

### Horsemanship (Amateur, Select)

Show Date: September 18 - 19, 2024

Be ready before A.

1. Walk to A.
2. Jog 2/3 of the way to B.
3. Stop and perform a 1 1/4 turn left.
4. Back a half circle to center of pattern.
5. Lope on the left lead to and around B and toward center of pattern.
6. Break to an extended jog through middle of pattern.
7. Lope on the right lead around A as shown.
8. Break to a jog at A and jog to exit.

Follow the instructions of your ring steward.

|              |        |
|--------------|--------|
| Walk         | -----  |
| Jog          | -----  |
| Extended Jog | -----  |
| Lope         | -----  |
| Lead Change  | -----  |
| Back         | ←----- |
| Marker       | ● B    |

Pattern Provided by:

[WH/3-99]

## 2024 ESQHA Fall Show

### Horsemanship (Walk-Jog)

Show Date: September 18 - 19, 2024

Be ready before A.

1. Walk to A.
2. Jog 2/3 of the way to B.
3. Stop and back to center of pattern.
4. Turn 1/4 turn right.
5. Jog to and around B and toward center of pattern.
6. Break to a walk through middle of pattern.
7. Jog around A and to exit as shown.

Follow the instructions of your ring steward.

|              |        |
|--------------|--------|
| Walk         | -----  |
| Jog          | -----  |
| Extended Jog | -----  |
| Lope         | -----  |
| Lead Change  | -----  |
| Back         | ←----- |
| Marker       | ● B    |

Pattern Provided by:

[WH/WT-99]

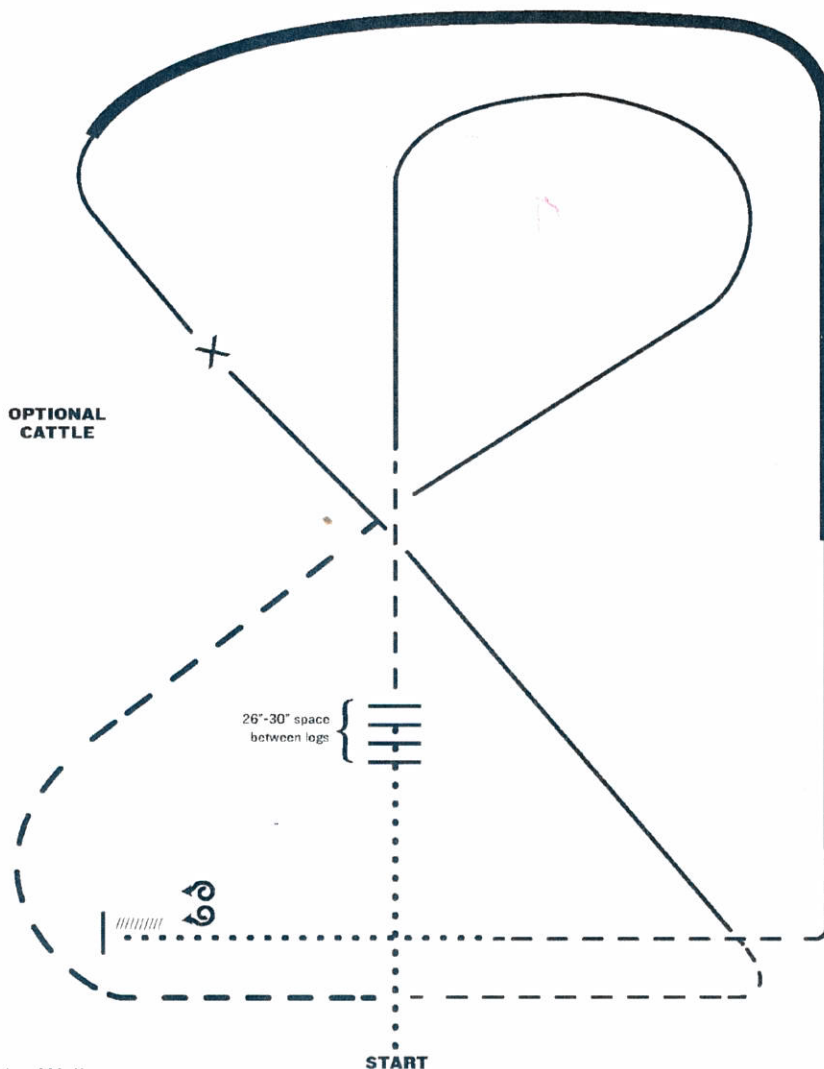
# 2024 ESQHA Fall Show

## Ranch Riding (All)

Show Date: September 18 - 19, 2024

www.HorseShowPatterns.com

www.HorseShowPatterns.com



1. Walk
2. Walk over logs
3. Trot
4. Lope right lead
5. Extended trot
6. Trot
7. Lope left lead
8. Change leads (simple or flying)
9. Right lead, extended lope
10. Collect Lope
11. Trot
12. Walk
13. Stop and back
14. 360 degree turn each direction (either direction 1st) (L-R or R-L)

Note: The drawn description of this pattern is only intended for the general depiction of the pattern. Exhibitors should utilize the arena space to best exhibit their horses.

[RR/AQHA-5]

Pattern Provided by:



# 2024 ESQHA Fall Show

## Equitation (Amateur, Select)

Show Date: September 18 - 19, 2024

Be ready at A.

1. Walk approximately 2 horse lengths from A.
2. Trot on the right diagonal to B.
3. Canter on the left lead to C.
4. Hand gallop a circle around C.
5. Trot on the left diagonal to D.
6. Canter on the right lead to E.
7. Halt at E and back approximately one horse length.

When dismissed, follow the instructions of your ring steward.

|               |       |
|---------------|-------|
| Walk          | ----- |
| Trot          | ----- |
| Extended Trot | ----- |
| Canter        | ----- |
| Leg Yield     |       |
| Lead Change   |       |
| Back          | ←←←←  |
| Marker        | B     |
| Sidepass      | ↔↔    |
| Hand Gallop   | ----- |

Pattern Provided by:

[HSE/3-37]

# 2024 ESQHA Fall Show

## Equitation (All Level 1)

Show Date: September 18 - 19, 2024

Be ready at A.

1. Walk approximately 2 horse lengths from A.
2. Trot on the right diagonal to B.
3. Canter on the right lead to C.
4. Perform a simple lead change at C.
5. Canter a circle on the left lead around C.
6. Sitting trot to D.
7. Trot on the left diagonal to E.
8. Halt at E and back approximately one horse length.

When dismissed, follow the instructions of your ring steward.

|               |       |
|---------------|-------|
| Walk          | ----- |
| Trot          | ----- |
| Extended Trot | ----- |
| Canter        | ----- |
| Leg Yield     |       |
| Lead Change   |       |
| Back          | ←←←←  |
| Marker        | B     |
| Sidepass      | ↔↔    |
| Hand Gallop   | ----- |

Pattern Provided by:

[HSE/2-37]

# 2024 ESQHA Fall Show

## Equitation (Walk-Trot)

Show Date: September 18 - 19, 2024

Be ready at A.

1. Walk to B.
2. Trot on the left diagonal to C.
3. Change diagonals and trot on the right diagonal to D.
4. Sitting trot to E.
5. Halt at E and back approximately one horse length.

When dismissed, follow the instructions of your ring steward.

|               |       |
|---------------|-------|
| Walk          | ----- |
| Trot          | ----- |
| Extended Trot | ----- |
| Canter        | ----- |
| Leg Yield     |       |
| Lead Change   |       |
| Back          | ←←←←  |
| Marker        | B     |
| Sidepass      | ↔↔    |
| Hand Gallop   | ----- |

Pattern Provided by:

[HSE/WT-37]

# 2024 ESQHA Fall Show

## Showmanship (Amateur, Select & Youth) - All Six Judges

Show Date: September 20, 2024

Be ready at A.

1. Trot an arc to the right.
2. At the top of the arc, walk two strides.
3. Trot in a half circle and straight to Judge.
4. Stop and set up for inspection.
5. When dismissed, perform a 1 1/2 turn.
6. Trot around B as shown. When even with Judge, stop and perform a 1/2 turn.
7. Back approximately one horse length.
8. Turn 1/4 turn and walk straight away to exit.

Follow the instructions of your ring steward.

Walk -----  
Trot - - - - -  
Back ← 3333  
Marker (B)  
Judge (J)

[S/3-46]

Pattern Provided by:

©2024 HorseShowPatterns.com All Rights Reserved

# 2024 ESQHA Fall Show

## Showmanship (All Level 1) - All Six Judges

Show Date: September 20, 2024

Be ready at A.

1. Trot an arc to the right.
2. At the top of the arc, walk two strides.
3. Trot in a half circle and straight to Judge.
4. Stop and set up for inspection.
5. When dismissed, perform a 1/2 turn.
6. Trot around B as shown. When even with Judge, stop and perform a 1/2 turn.
7. Back approximately one horse length.
8. Perform 1/4 turn and walk straight away to exit.

Follow the instructions of your ring steward.

Walk -----  
Trot - - - - -  
Back ← 3333  
Marker (B)  
Judge (J)

[S/2-46]

Pattern Provided by:

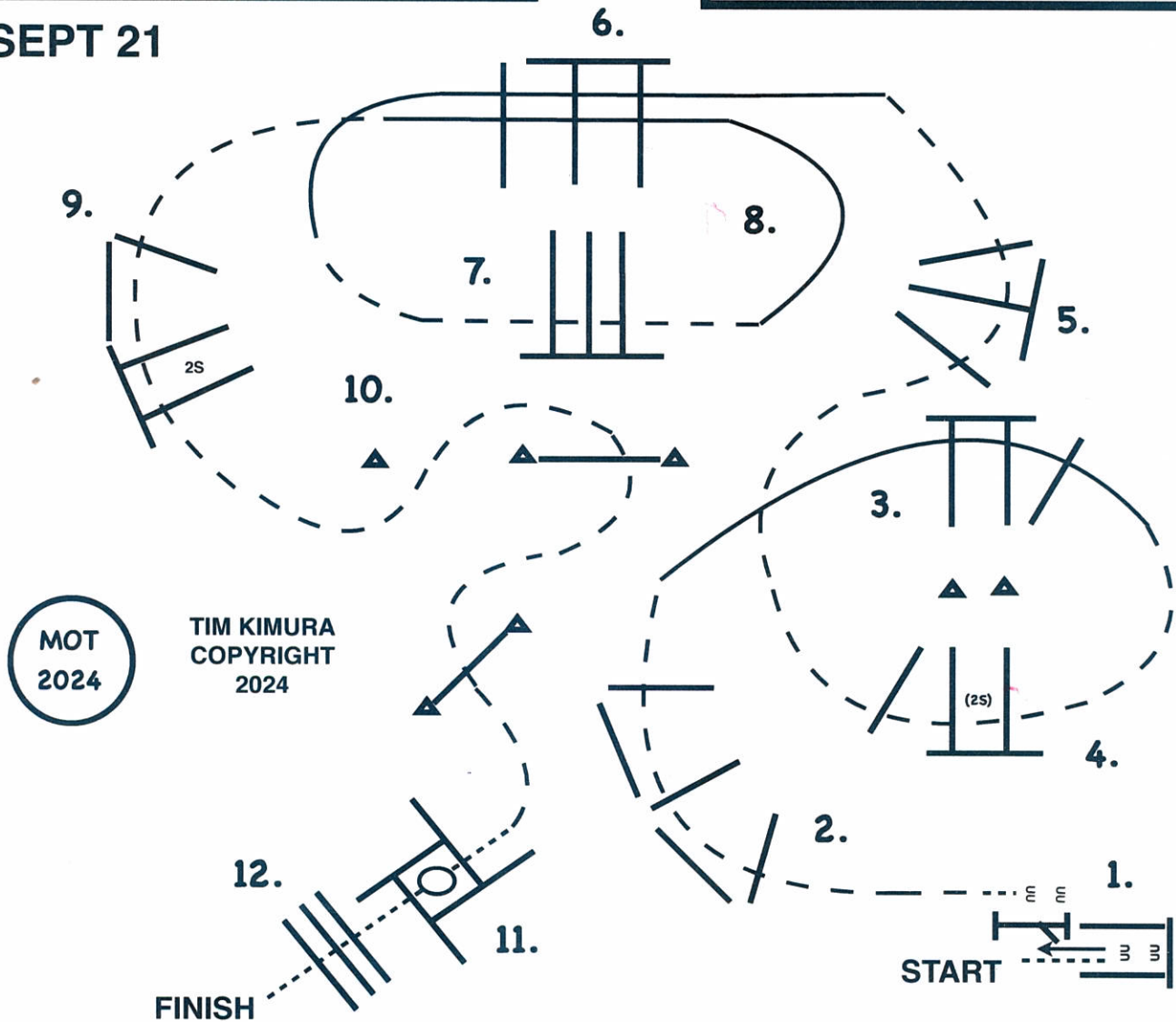
©2024 HorseShowPatterns.com All Rights Reserved



# 2024 EMPIRE STATE FALL SHOW

LEVEL 1 GREEN TRAIL  
L1 AMATEUR  
L1 YOUTH

SEPT 21

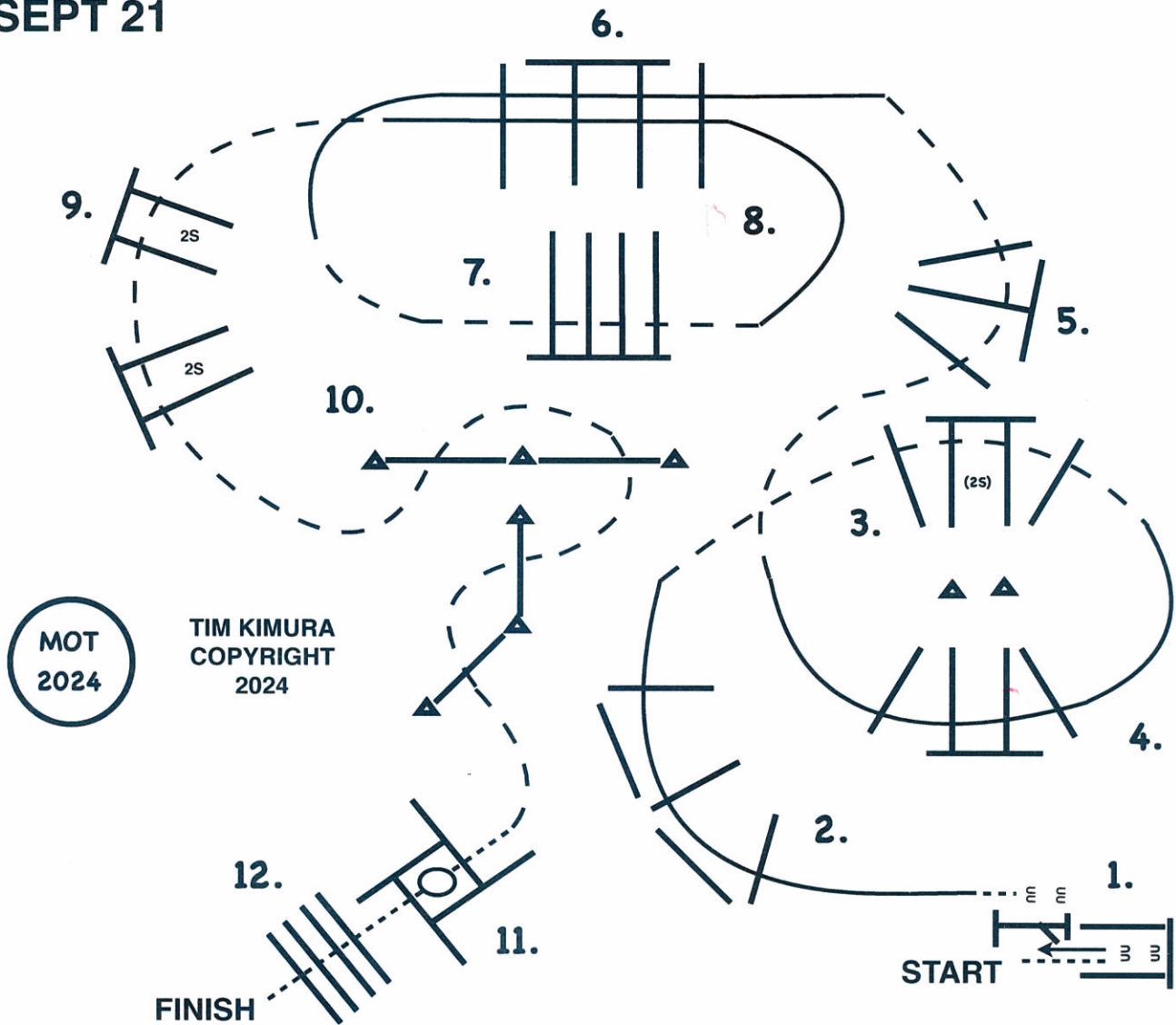


1. WALK INTO CHUTE, BACK UP TO GATE, WORK GATE LEFT HAND.
2. YOU MAY WALK FORWARD, THEN JOG OVER POLES.
3. LOPE OVER POLES (RIGHT LEAD)
4. BREAK TO THE JOG, JOG OVER POLES.
5. JOG OVER POLES.
6. LOPE OVER POLES (LEFT LEAD).
7. BREAK TO THE JOG, JOG OVER POLES.
8. LOPE OVER POLES (LEFT LEAD).
9. BREAK TO THE JOG, JOG OVER POLES.
10. JOG THROUGH SERPENTINE, JOG OVER POLES.
11. STOP OR BREAK TO THE WALK, WALK INTO BOX, EXECUTE A 360 TURN EITHER WAY, WALK OUT BOX.
12. WALK OVER POLES.

# 2024 EMPIRE STATE FALL SHOW

JR & SR L2,L3  
YOUTH, AMATEUR, &  
SELECT L2,L3

SEPT 21

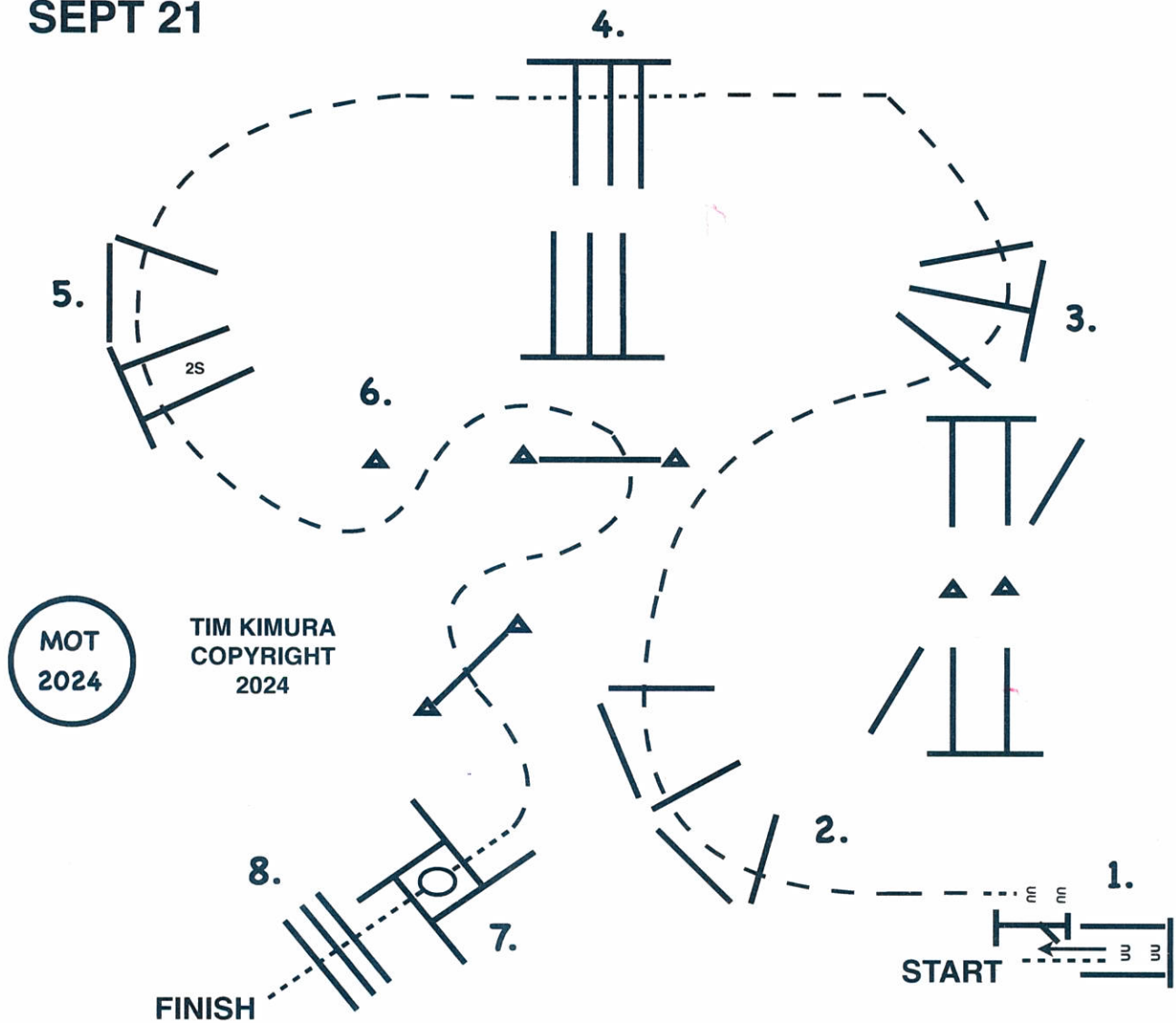


1. WALK INTO CHUTE, BACK UP TO GATE, WORK GATE LEFT HAND.
2. YOU MAY WALK FORWARD, THEN LOPE OVER POLES (RIGHT LEAD).
3. BREAK TO THE JOG, JOG OVER POLES.
4. LOPE OVER POLES (RIGHT LEAD).
5. BREAK TO THE JOG, JOG OVER POLES.
6. LOPE OVER POLES (LEFT LEAD).
7. BREAK TO THE JOG, JOG OVER POLES.
8. LOPE OVER POLES (LEFT LEAD).
9. BREAK TO THE JOG, JOG OVER POLES.
10. JOG THROUGH SERPENTINE, JOG OVER POLES.
11. STOP OR BREAK TO THE WALK, WALK INTO BOX, EXECUTE A 360 TURN EITHER WAY, WALK OUT BOX.
12. WALK OVER POLES.

# 2024 EMPIRE STATE FALL SHOW

LEVEL 1 WT AMATEUR  
LEVEL 1 WT YOUTH

SEPT 21



1. WALK INTO CHUTE, BACK UP TO GATE, WORK GATE LEFT HAND.
2. YOU MAY WALK FORWARD, THEN JOG OVER POLES.
3. JOG OVER POLES.
4. STOP OR BREAK TO THE WALK, WALK OVER POLES.
5. JOG OVER POLES.
6. JOG THROUGH SERPENTINE, JOG OVER POLES.
7. STOP OR BREAK TO THE WALK, WALK INTO BOX, EXECUTE A 360 TURN EITHER WAY, WALK OUT BOX.
8. WALK OVER POLES.



# 2024 ESQHA Fall Show

## Horsemanship (All Level 1)

Show Date: September 20 - 21, 2024

Be ready at A.

- Walk approximately 2 horse lengths from A. Stop and perform a 1/2 turn right.
- Back approximately one horse length then walk to A.
- Jog around A then extend the jog in a straight line halfway to B.
- Lope on the left lead on the diagonal to B. Break to the walk and walk around B.
- Lope on the right lead to A.
- Break to the jog when even with A and jog around to exit.

Walk -----  
 Jog - - - - -  
 Extended Jog - - - - -  
 Lope \_\_\_\_\_  
 Lead Change   
 Back   
 Marker B

Pattern Provided by:

[WH/1-117]

# 2024 ESQHA Fall Show

## Horsemanship (Walk-Jog)

Show Date: September 20 - 21, 2024

Be ready at A.

- Walk approximately 2 horse lengths from A. Stop and perform a 1/2 turn right.
- Back approximately one horse length then walk to A.
- Jog around A then extend the jog in a straight line then diagonal line to B.
- Break to the walk and walk around B.
- Jog to A.
- Continue to jog around to exit.

Walk -----  
 Jog - - - - -  
 Extended Jog - - - - -  
 Lope \_\_\_\_\_  
 Lead Change   
 Back   
 Marker B

Pattern Provided by:

[WH/WT-117]

# 2024 ESQHA Fall Show

## Horsemanship (Amateur, Select)

Show Date: September 20 - 21, 2024

Be ready at A.

- Walk approximately 2 horse lengths from A. Stop and perform a 1 1/2 turn right.
- Back approximately one horse length then walk to A.
- Jog around A then extend the jog in a straight line halfway to B.
- Lope on the left lead on the diagonal to B. Break to the walk and walk around B.
- Lope on the right lead halfway to A then build your speed at the lope to A.
- Break to the jog when even with A and jog around to exit.

Walk -----  
 Jog - - - - -  
 Extended Jog - - - - -  
 Lope \_\_\_\_\_  
 Lead Change   
 Back   
 Marker B

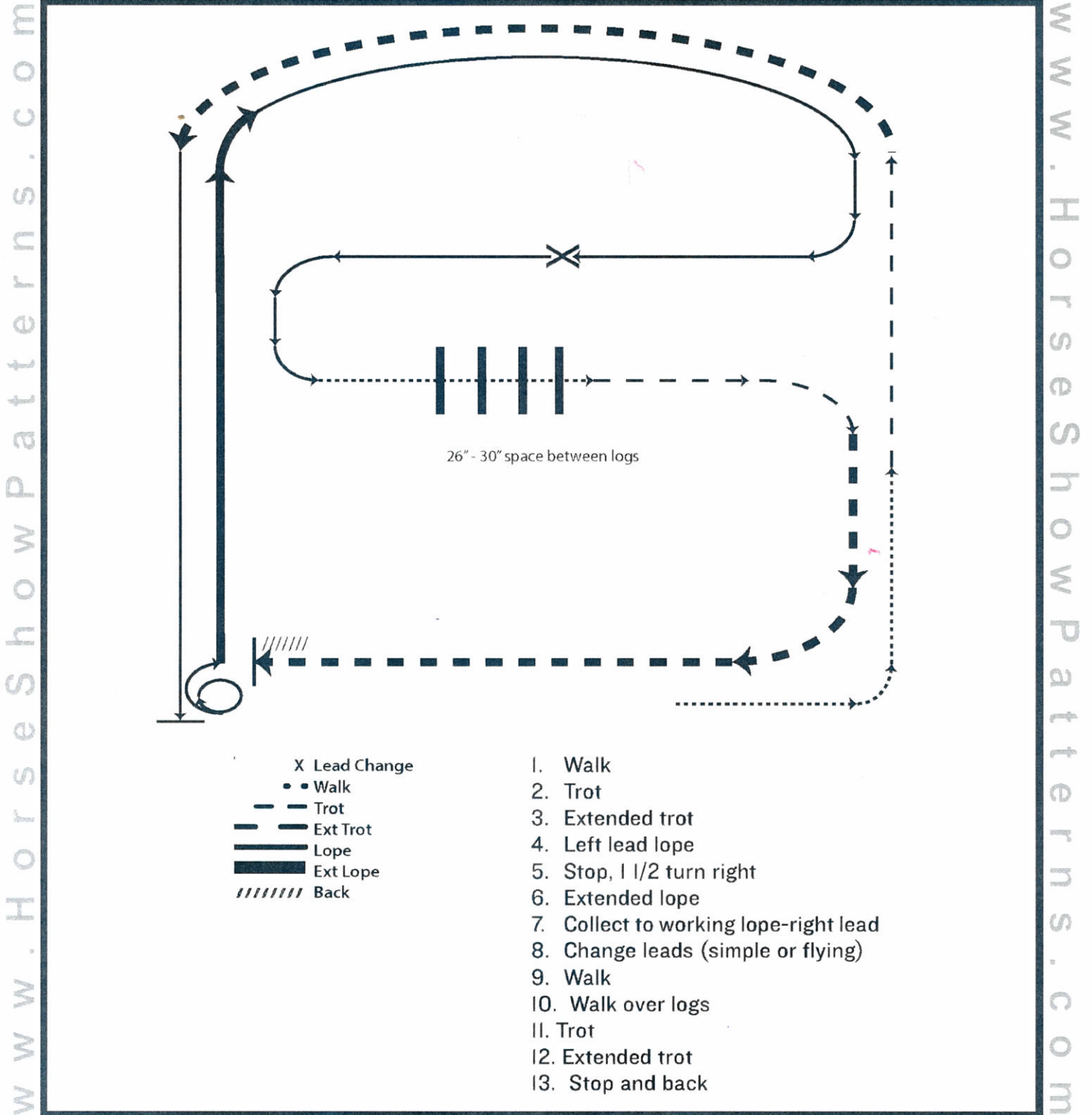
Pattern Provided by:

[WH/3-117]

# 2024 ESQHA Fall Show

## Ranch Riding (All)

Show Date: September 20 - 21, 2024



[RR/AQHA-2]

Pattern Provided by:

# 2024 ESQHA Fall Show

## Equitation (Amateur, Select & Youth)

Show Date: September 20 - 21, 2024

Be ready at A.

1. Trot on the left diagonal.
2. Canter on the right lead to B.
3. Trot a circle to the left on the correct diagonal.
4. Continue halfway to C in a 2 point position.
5. Sitting trot to and around C.
6. Canter left lead to B.
7. Stop and back.

|               |       |
|---------------|-------|
| Walk          | ----- |
| Trot          | ----- |
| Extended Trot | ----- |
| Canter        | ----- |
| Leg Yield     |       |
| Lead Change   |       |
| Back          | ←←←←  |
| Marker        | ← B   |
| Sidepass      | ←←    |
| Hand Gallop   | ----- |

Pattern Provided by:

[HSE/3-107]

# 2024 ESQHA Fall Show

## Equitation (All Level 1)

Show Date: September 20 - 21, 2024

Be ready at A.

1. Trot on the left diagonal.
2. Canter on the right lead to B.
3. Trot a circle to the left on the correct diagonal.
4. Sitting trot to and around C.
5. Canter left lead to B.
6. Stop and back.

|               |       |
|---------------|-------|
| Walk          | ----- |
| Trot          | ----- |
| Extended Trot | ----- |
| Canter        | ----- |
| Leg Yield     |       |
| Lead Change   |       |
| Back          | ←←←←  |
| Marker        | ← B   |
| Sidepass      | ←←    |
| Hand Gallop   | ----- |

Pattern Provided by:

[HSE/2-107]

# 2024 ESQHA Fall Show

## Equitation (Walk-Trot)

Show Date: September 20 - 21, 2024

Be ready at A.

1. Trot on the right diagonal to the corner.
2. Change diagonals and trot on the left diagonal around to B.
3. Walk to C.
4. Stop at C and back approximately one horse length.

|               |       |
|---------------|-------|
| Walk          | ----- |
| Trot          | ----- |
| Extended Trot | ----- |
| Canter        | ----- |
| Leg Yield     |       |
| Lead Change   |       |
| Back          | ←←←←  |
| Marker        | ← B   |
| Sidepass      | ←←    |
| Hand Gallop   | ----- |

Pattern Provided by:

[HSE/WT-107]