



ESQHA

Spring Into Summer

June 19 – 22, 2025

Chemung County Fairground - Horseheads, NY



Western Riding

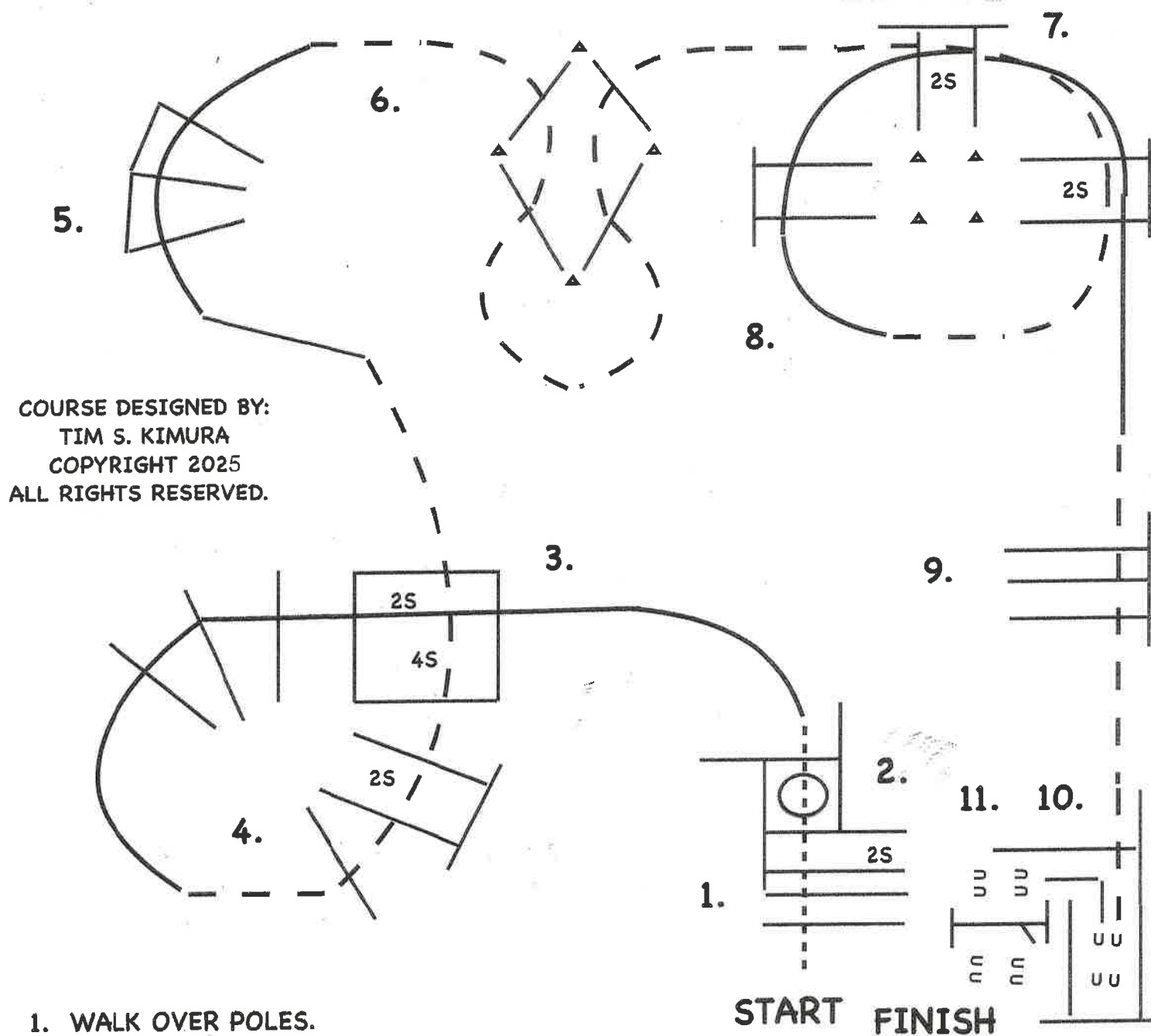
<i>Date</i>	<i>Level 1</i>	<i>All</i>
Thursday, June 19	Pattern 4	Pattern 4
Saturday, June 21	Pattern 9	Pattern 9

Ranch Riding

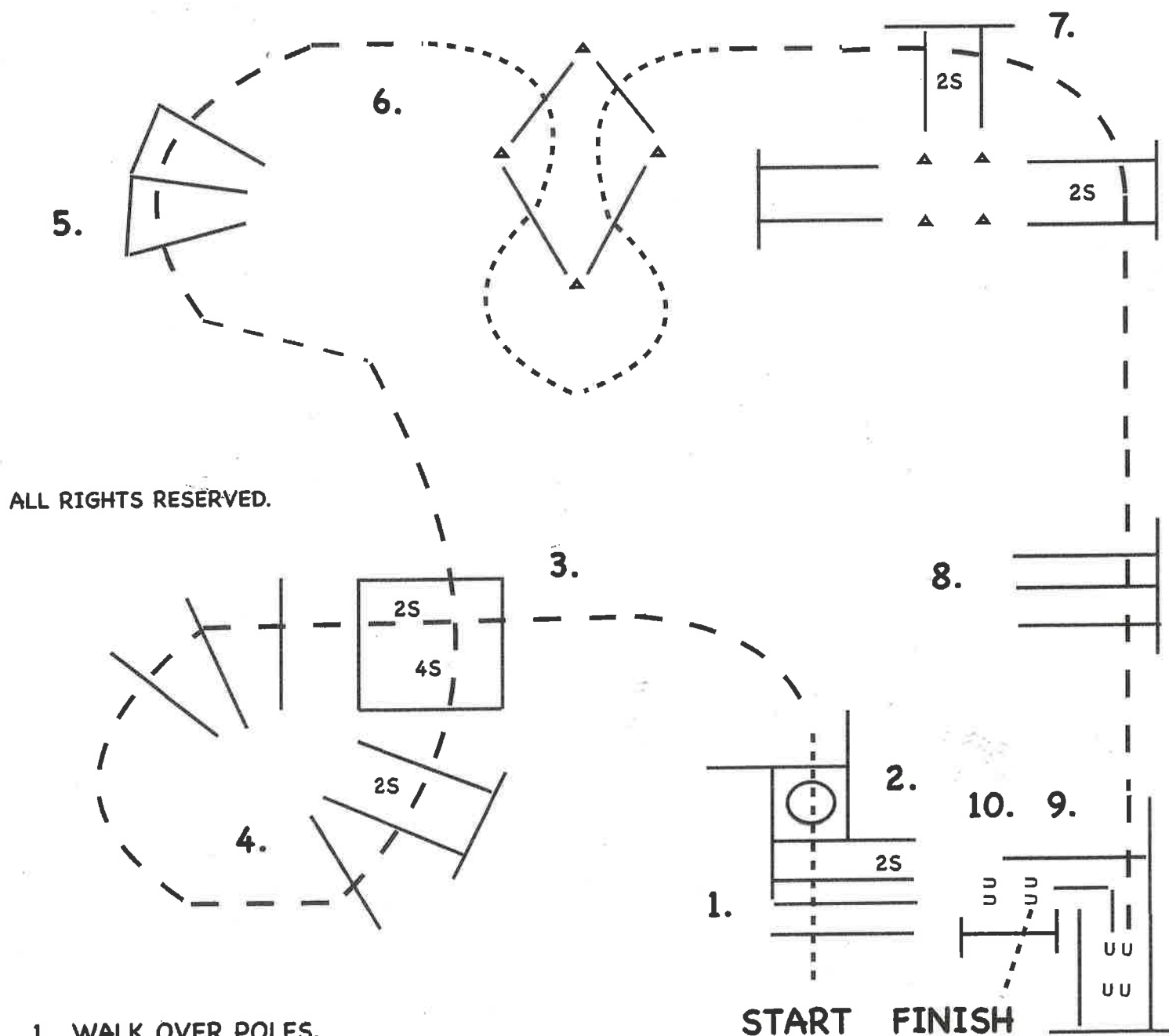
<i>Date</i>	<i>ALL</i>
Thursday, June 19	Ranch 3
Saturday, June 21	Ranch 8



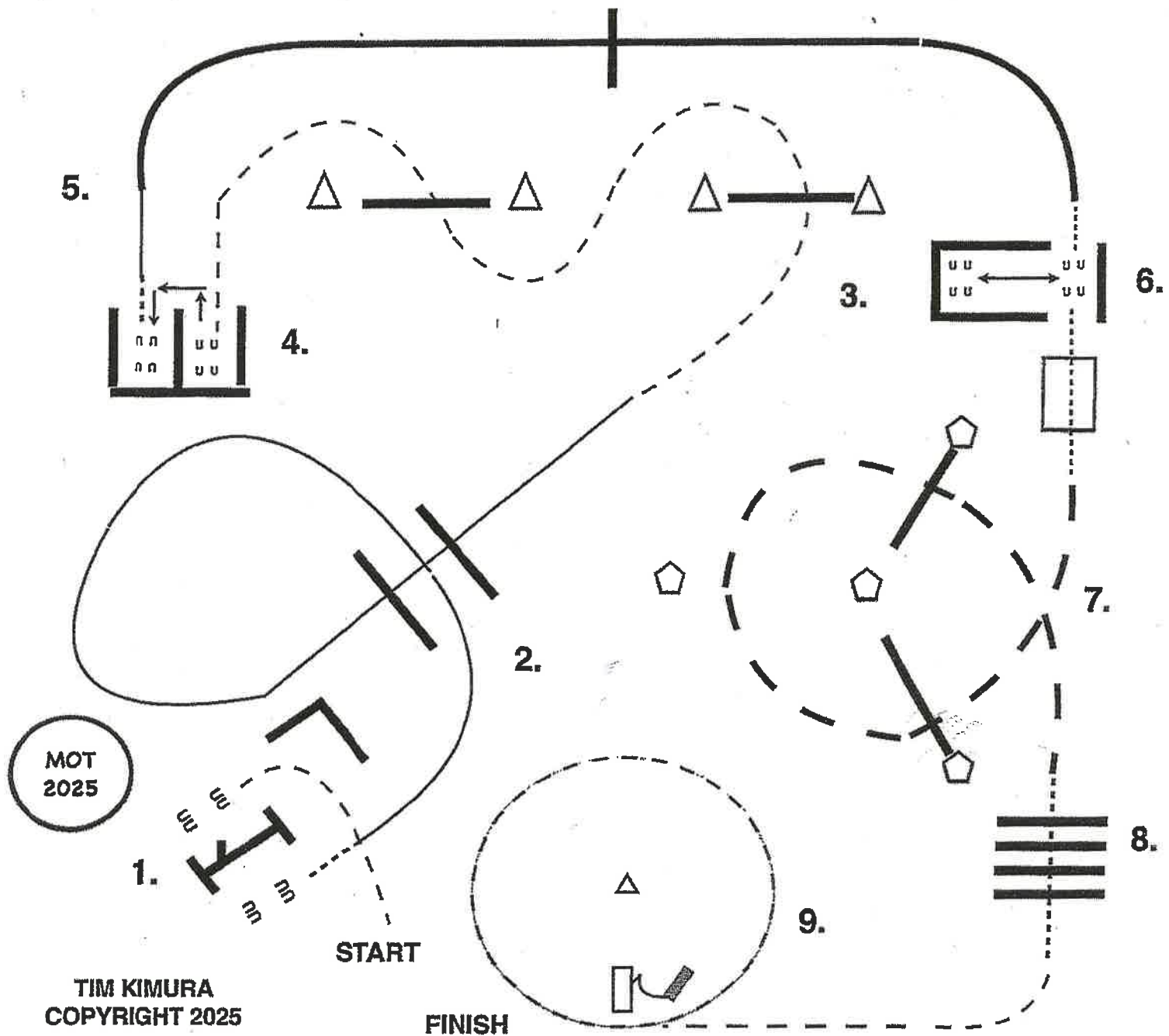
ALL TRAIL FOR THURSDAY, JUNE 19, 2025



ALL WALK – JOG TRAIL FOR THURSDAY, JUNE 19, 2025



ALL RANCH TRAIL FOR THURSDAY, JUNE 19, 2025



1. TROT UP TO GATE, WORK GATE, LEFT HAND.
2. YOU MAY WALK FORWARD, THEN LOPE BETWEEN AND OVER LOGS (LEFT LEAD).
3. BREAK TO THE TROT, TROT THROUGH SERPENTINE, TROT OVER LOGS.
4. TROT INTO CHUTE, STOP AND BACK A U-TURN BETWEEN LOGS AND WALK OUT.
5. LOPE RIGHT LEAD, THEN EXTEND THE LOPE OVER THE LOG AND ACROSS THE TOP OF THE ARENA.
6. BREAK TO THE WALK, WALK INTO CHUTE, STOP, SIDE PASS RIGHT, THEN SIDE PASS BACK TO THE LEFT, WALK OUT OVER BRIDGE.
7. EXTEND THE TROT OVER LOGS
8. BREAK DOWN TO THE WALK, WALK OVER LOGS.
9. TROT TO DRAG, DRAG LOG AT THE WALK OR TROT AROUND CONE, RETURN ROPE.
YOUTH TRAIL OPEN AND CLOSE MAIL BOX.

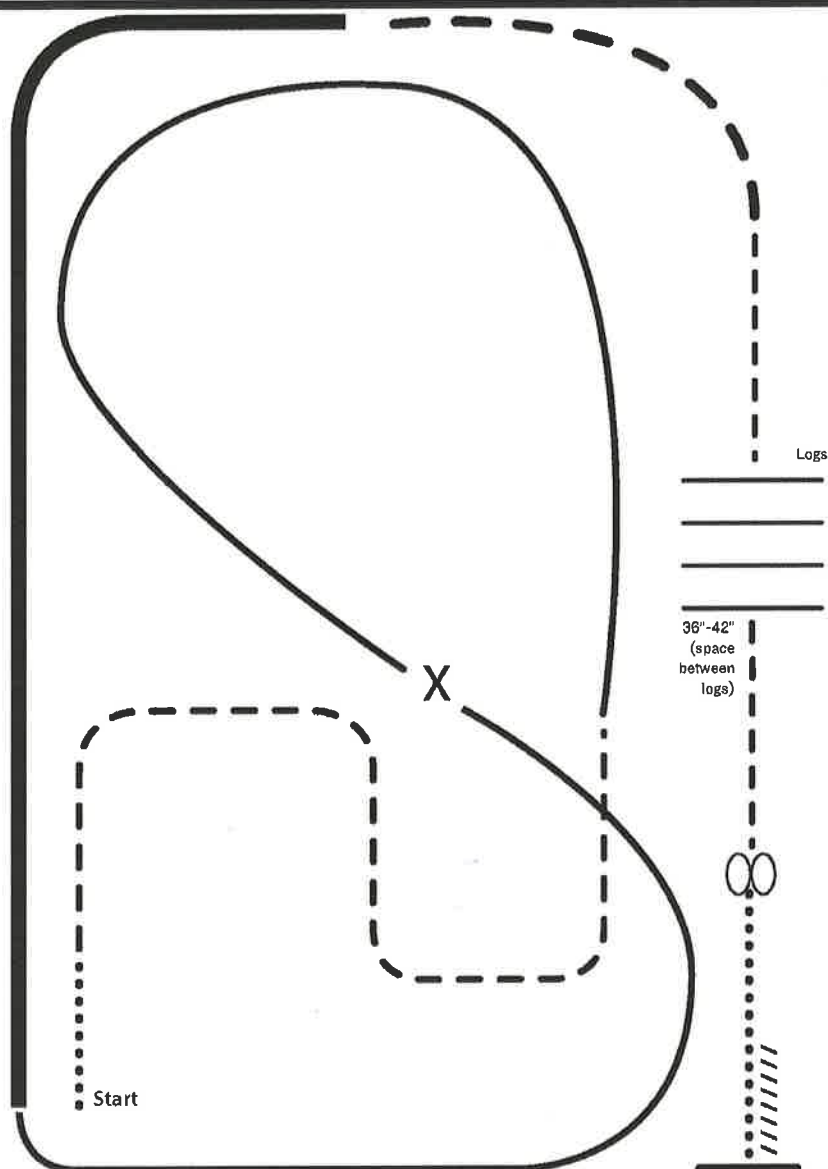
Spring Into Summer

All Ranch Riding

Show Date: June 19 - 20, 2025

www.HorseShowPatterns.com

www.HorseShowPatterns.com



X Lead Change
••• Walk
--- Trot
— Ext. trot
— Lope
— Ext. Lope
//// Back

1. Walk
2. Trot serpentine
3. Lope left lead around the end of the arena and then diagonally across the arena
4. Change leads (simple or flying) and
5. Lope on the right lead around end of the arena
6. Extend lope on the straight away and around corner to the center of the arena
7. Extend trot around corner of the arena
8. Collect to a trot
9. Trot over logs
10. Stop, do 360 degree turn each direction (either direction 1st) (L-R or R-L)
11. Walk, stop and back

[RR/AQHA-3]

Pattern Provided by:

Spring Into Summer

All Youth & Amateur Walk-Jog Horsemanship

Show Date: June 19 - 20, 2025

Be ready before marker A.

1. Walk to A.
2. Stop and back approximately one horse length.
3. Execute a 1/4 turn to the left and jog a half circle.
4. Extend the jog to B.
5. Stop at B and execute a 1/2 turn to the right.
6. Walk to exit.

Follow the instructions of your ring steward.

Walk	-----
Jog	-----
Extended Jog	-----
Lope	-----
Leg Yield	
Lead Change	
Back	
Marker	(B)
Sidepass	←

[WH/WT-68]

Pattern Provided by:

Spring Into Summer

All Rookie, Level 1 (Novice) & Open Horsemanship

Show Date: June 19 - 20, 2025

Be ready before marker A.

1. Walk to A.
2. Stop and back approximately one horse length.
3. Execute a 1/4 turn to the left and jog a half circle.
4. Lope on the left lead to B.
5. Stop at B and execute a 1/2 turn to the right.
6. Extend the jog to exit.

Follow the instructions of your ring steward.

Walk	-----
Jog	-----
Extended Jog	-----
Lope	-----
Leg Yield	
Lead Change	
Back	
Marker	(B)
Sidepass	←

[WH/1-68]

Pattern Provided by:

Spring Into Summer

All Youth, Amateur & Select Horsemanship

Show Date: June 19 - 20, 2025

Be ready before marker A.

1. Walk to A.
2. Stop and back approximately one horse length.
3. Execute a 3/4 turn to the right and lope on the right lead.
4. Perform a simple lead change and lope on the left lead to B.
5. Stop at B and execute a 1/2 turn to the right.
6. Jog to exit.

Follow the instructions of your ring steward.

Walk	-----
Jog	-----
Extended Jog	-----
Lope	-----
Leg Yield	
Lead Change	
Back	
Marker	(B)
Sidepass	←

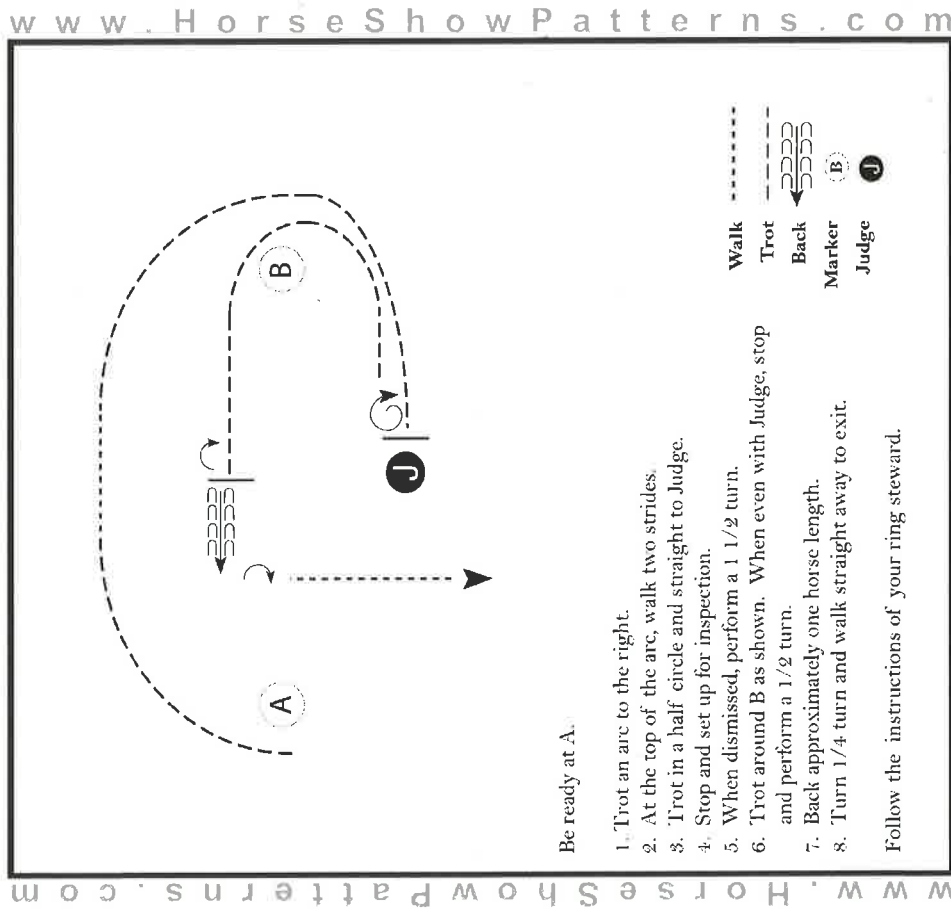
[WH/2-68]

Pattern Provided by:

Spring Into Summer

All Youth, Amateur & Select Showmanship

Show Date: June 19 - 20, 2025



[S/3-46]

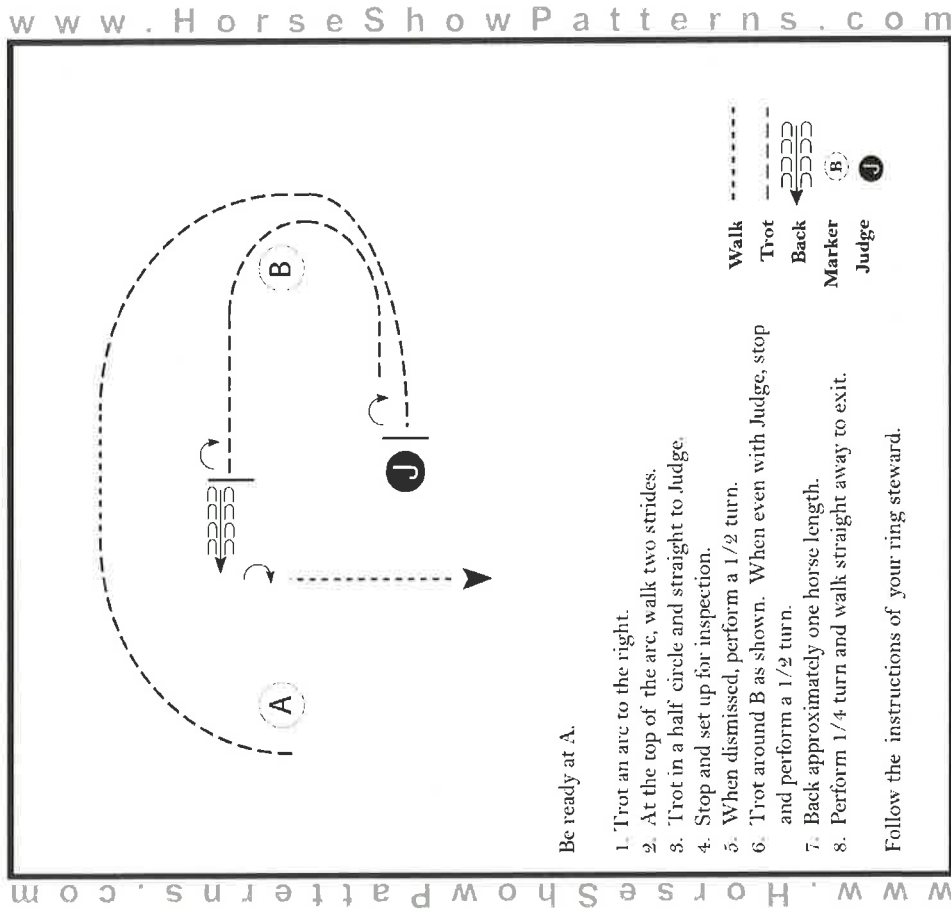
Pattern Provided by:

©2025 HorseShowPatterns.com. All Rights Reserved.

Spring Into Summer

All Open, Rookie & Level 1 (Novice) Showmanship

Show Date: June 19 - 20, 2025



[S/2-46]

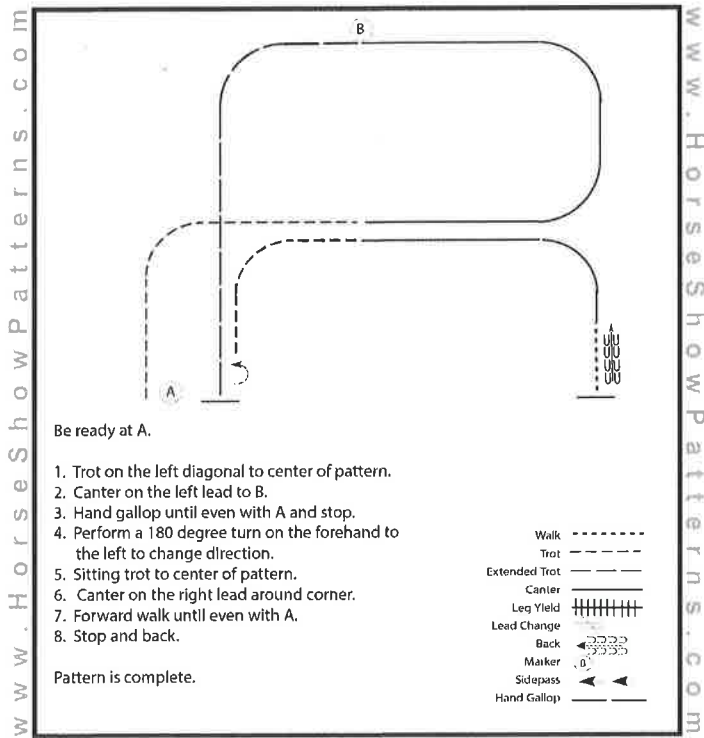
Pattern Provided by:

©2025 HorseShowPatterns.com. All Rights Reserved.

Spring Into Summer

All Youth, Amateur & Select Equitation

Show Date: June 19 - 20, 2025




Pattern Provided by:

[HSE/3-115]

Spring Into Summer

All Youth & Amateur Walk-Trot Equitation

Show Date: June 19 - 20, 2025



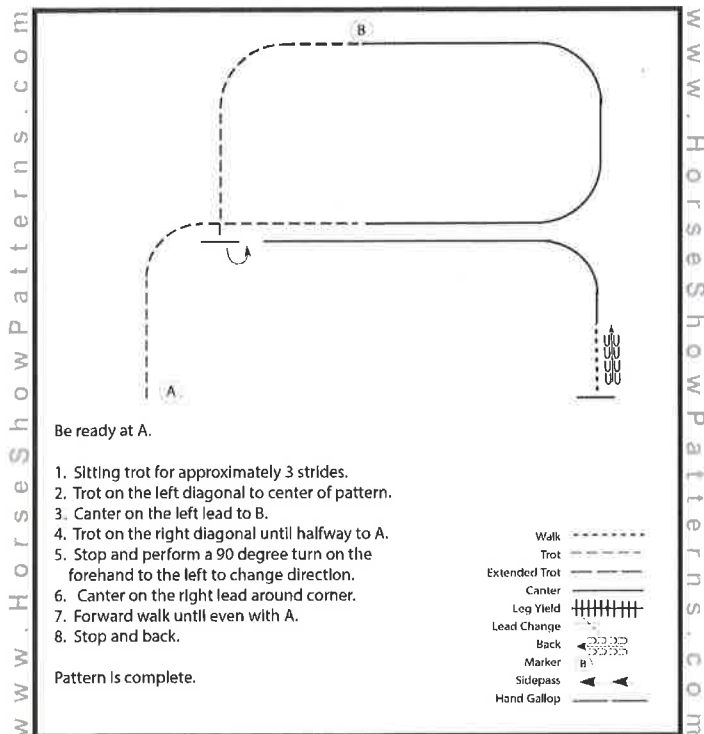
Pattern Provided by:

[HSE/WT-115]

Spring Into Summer

All Rookie, Level 1 (Novice) & Open Equitation

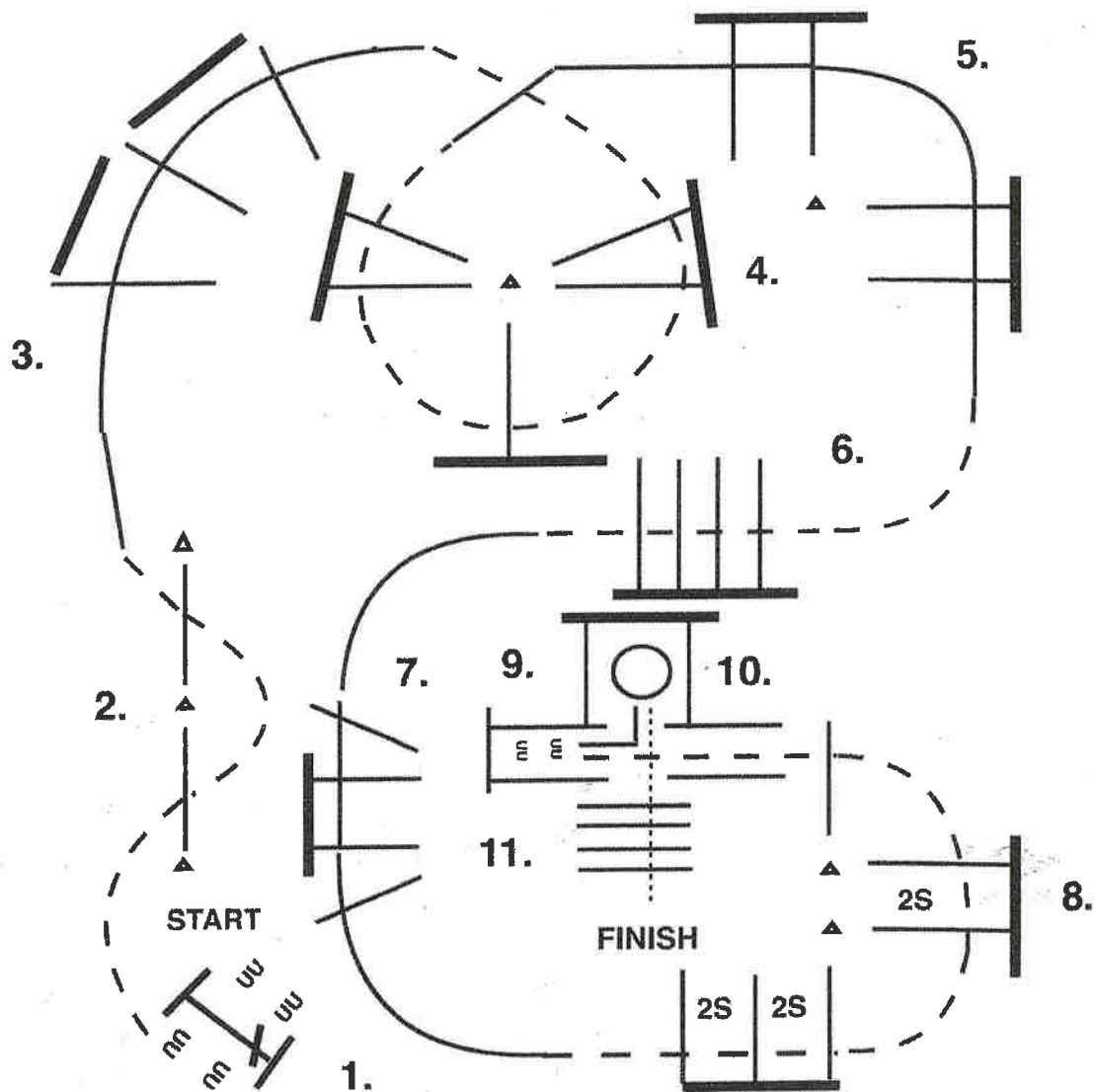
Show Date: June 19 - 20, 2025



Pattern Provided by:

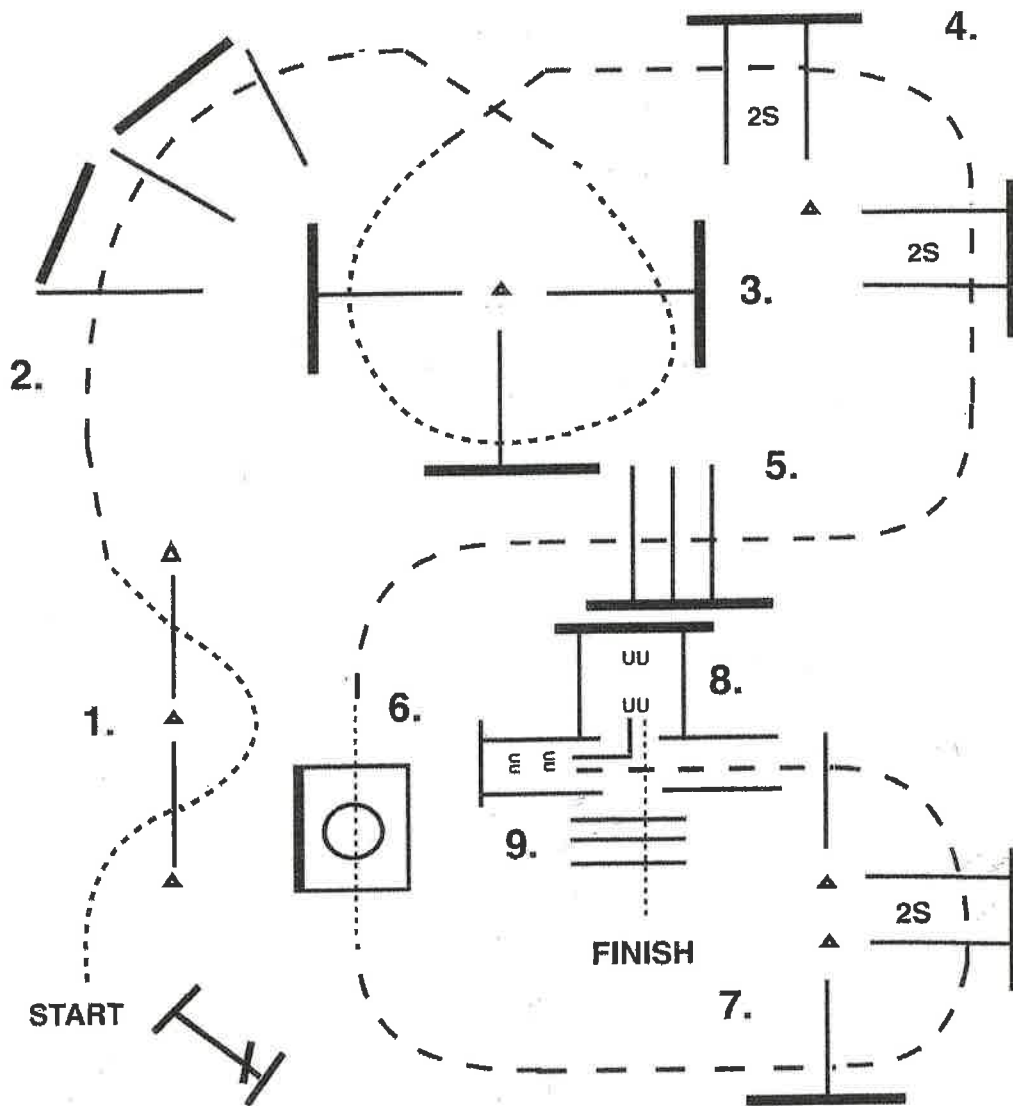
[HSE/2-115]

ALL TRAIL FOR SATURDAY, JUNE 21, 2025



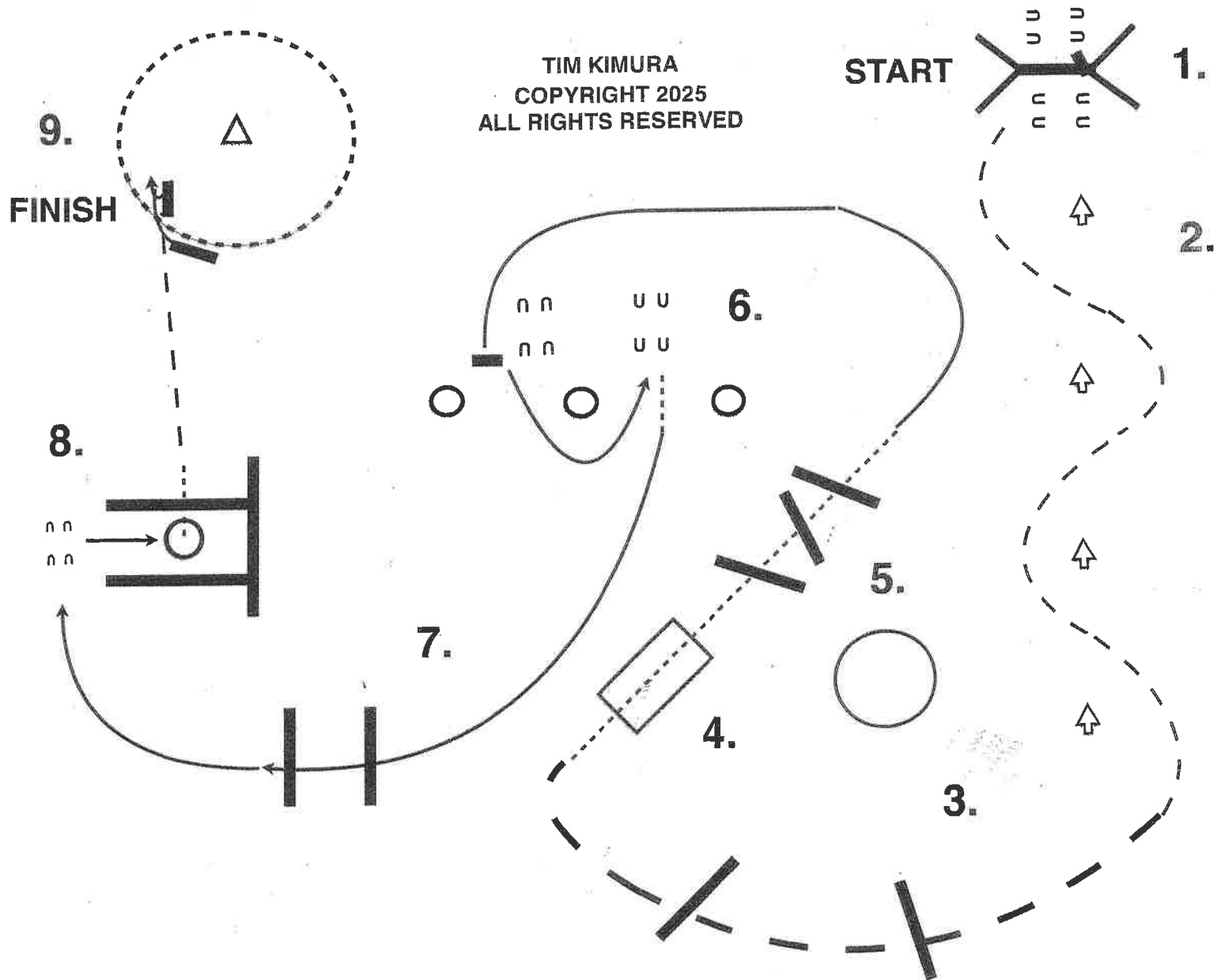
1. GATE RH OPEN, RIDE THRU GATE AND CLOSE.
2. JOG THROUGH SERPENTINE, JOG OVER POLES
3. LOPE OVER POLES (RL)
4. BREAK TO THE JOG, JOG OVER POLES.
5. LOPE OVER POLES (RL)
6. BREAK TO THE JOG, JOG OVER POLES
7. LOPE OVER POLES (LL).
8. BREAK TO THE JOG, JOG OVER POLES, AND INTO CHUTE.
9. BACK BETWEEN POLES AND, BACK AROUND CORNER AND INTO THE BOX.
10. EXECUTE A 360 TURN EITHER WAY, WALK FORWARD
11. WALK OUT CHUTE, WALK OVER POLES.

ALL WALK – JOG TRAIL FOR SATURDAY, JUNE 21, 2025



1. WALK THROUGH SERPENTINE, WALK OVER POLES
2. JOG OVER POLES.
3. BREAK TO THE WALK, WALK OVER POLES.
4. JOG OVER POLES.
5. JOG OVER POLES
6. BREAK TO THE WALK, WALK INTO BOX, EXECUTE A 360 TURN EITHER WAY WALK OUT BOX.
7. JOG OVER POLES, JOG INTO CHUTE AND STOP IN CHUTE
8. BACK BETWEEN POLES AND, BACK AROUND CORNER AND INTO THE BOX.
9. WALK OUT CHUTE, WALK OVER POLES.

ALL RANCH TRAIL FOR SATURDAY, JUNE 21, 2025

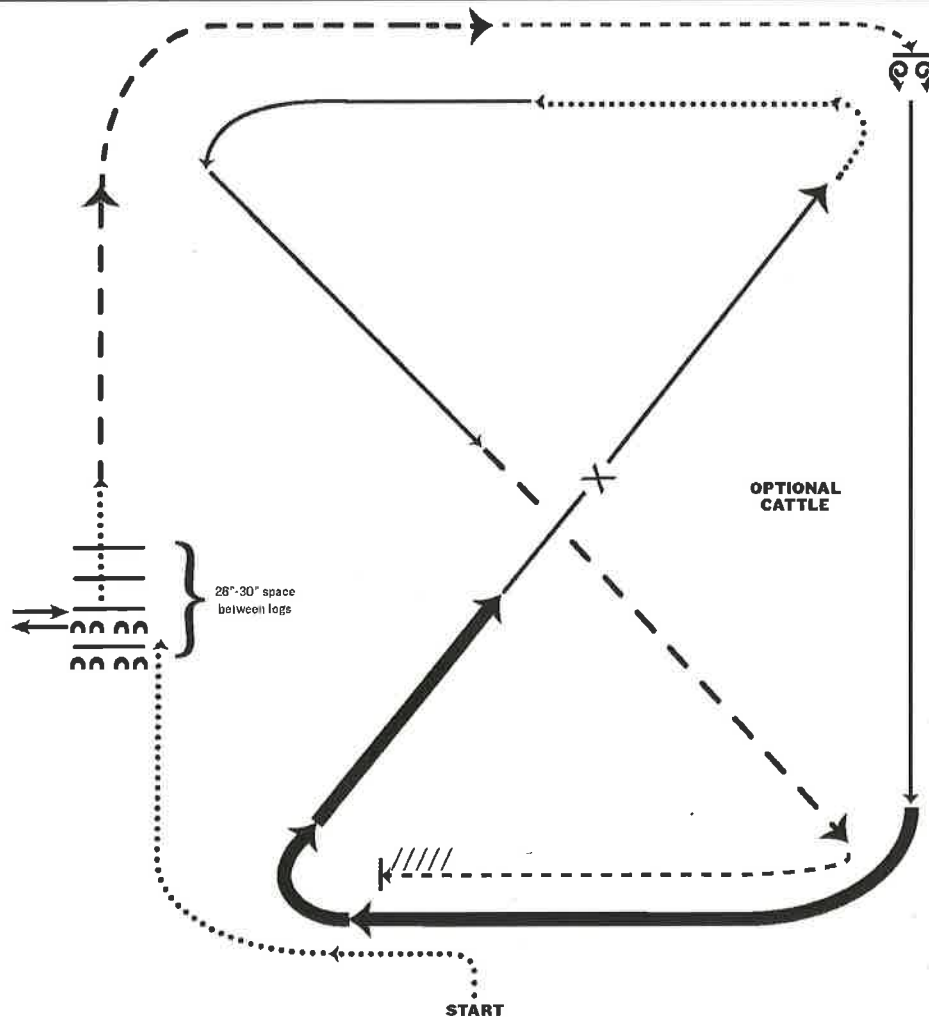


1. Work Gate with Right Hand.
 2. Trot through serpentine, and trot around cones.
 3. Extend the trot over logs.
 4. Walk over Bridge
 5. Walk over logs.
 6. Lope Left Lead, STOP. 1/2 TURN LEFT, Back U-Turn around Markers.
 7. Walk forward A few steps, then Lope Right Lead and then Lope over 2 logs.
 8. Stop side pass right into box, Execute a 360 turn in either direction, Walk out box.
 9. Trot up and grab the Rope, drag the log (walk or trot around marker) and Replace the rope at the hook.
- YOUTH TRAIL IS FINISHED AFTER THE BOX**

Spring Into Summer

All Ranch Riding

Show Date: June 21 - 22, 2025



1. Walk
2. Side pass left across first log, side pass 1/2 way to right
3. Walk across logs
4. Extended trot
5. Trot
6. Stop, 360 degree turn each direction (either direction 1st) (L-R or R-L)
7. Lope right lead
8. Extended lope (right lead)
9. Collect lope, change leads (simple or flying)
10. Walk
11. Lope left lead
12. Extended trot
13. Trot
14. Stop and back

Note: The drawn description of this pattern is only intended for the general depiction of the pattern. Exhibitors should utilize the arena space to best exhibit their horses.

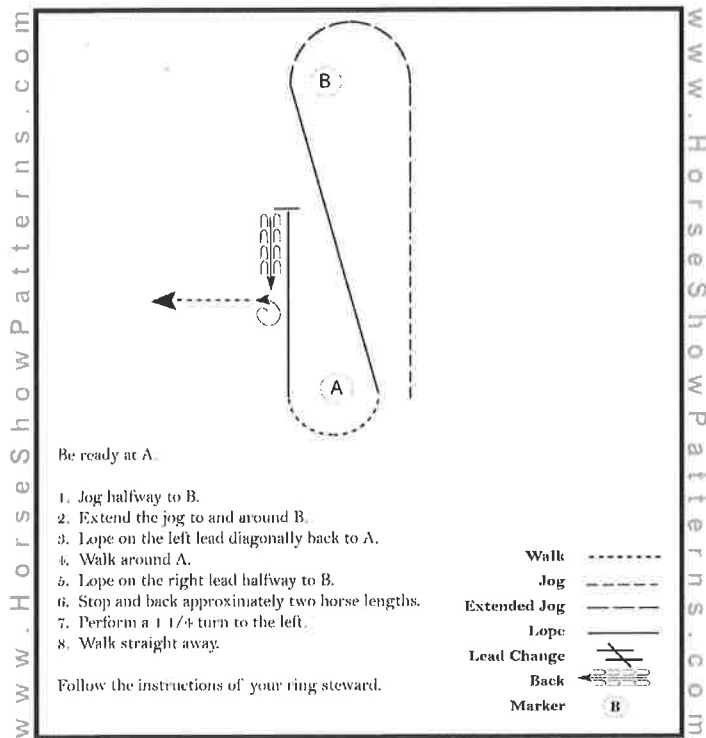
[RR/AQHA-8]

Pattern Provided by:

Spring Into Summer

All Youth, Amateur & Select Horsemanship

Show Date: June 21 - 22, 2025



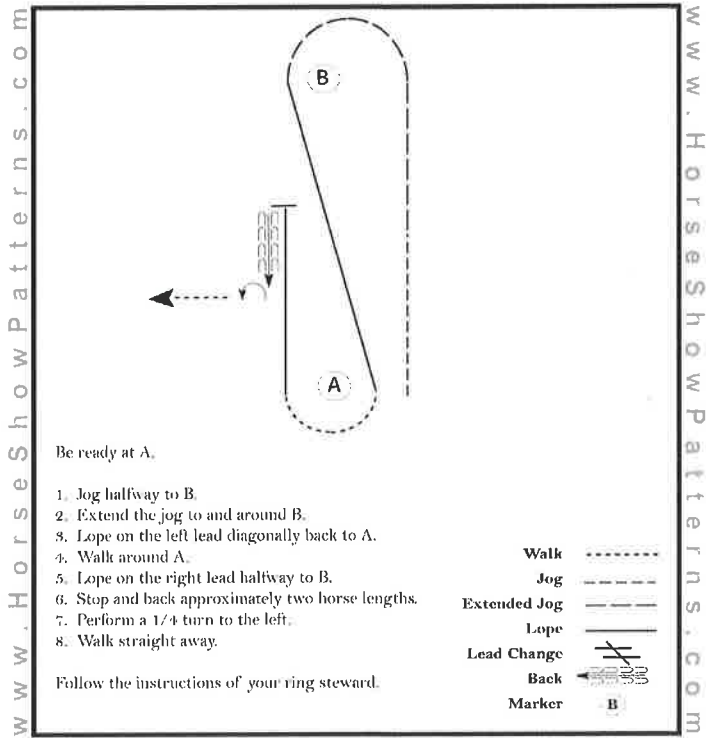
Pattern Provided by:

[WH/3-86]

Spring Into Summer

All Rookie, Level 1 & Open Horsemanship

Show Date: June 21 - 22, 2025



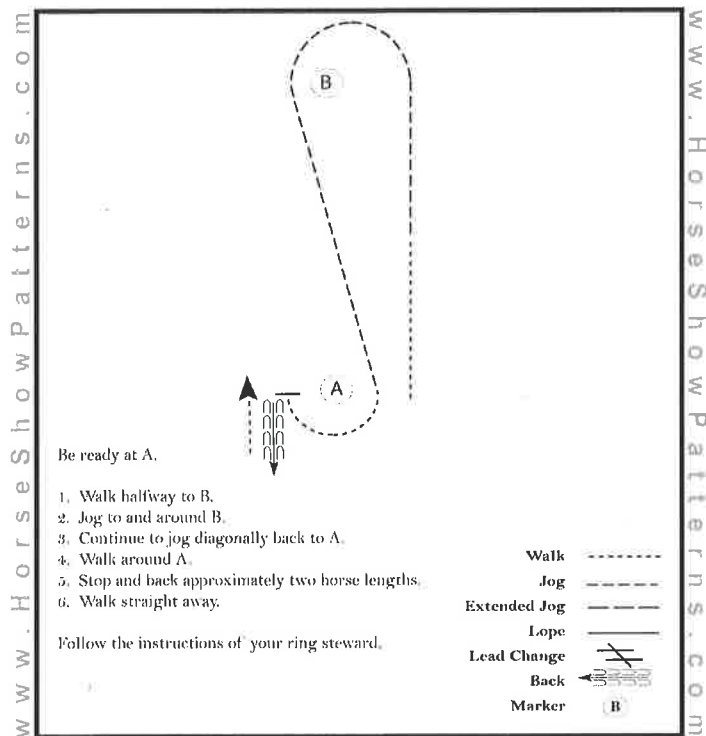
Pattern Provided by:

[WH/2-86]

Spring Into Summer

All Youth * Amateur Walk-Jog Horsemanship

Show Date: June 21 - 22, 2025



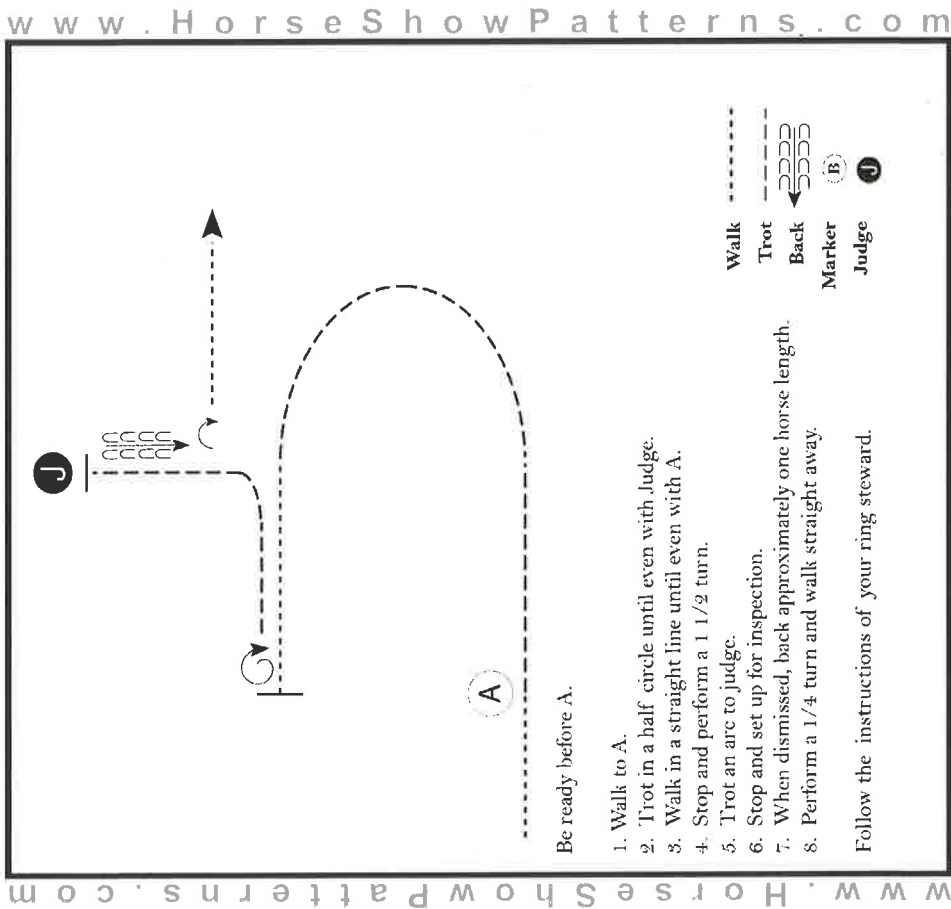
Pattern Provided by:

[WH/WT-86]

Spring Into Summer

All Youth, Amateur & Select Showmanship

Show Date: June 21 - 22, 2025



Be ready before A.

1. Walk to A.
2. Trot in a half circle until even with Judge.
3. Walk in a straight line until even with A.
4. Stop and perform a 1 1/2 turn.
5. Trot an arc to judge.
6. Stop and set up for inspection.
7. When dismissed, back approximately one horse length.
8. Perform a 1/4 turn and walk straight away.

Follow the instructions of your ring steward.

Walk
Trot
Back
Marker
Judge

[S/3-83]

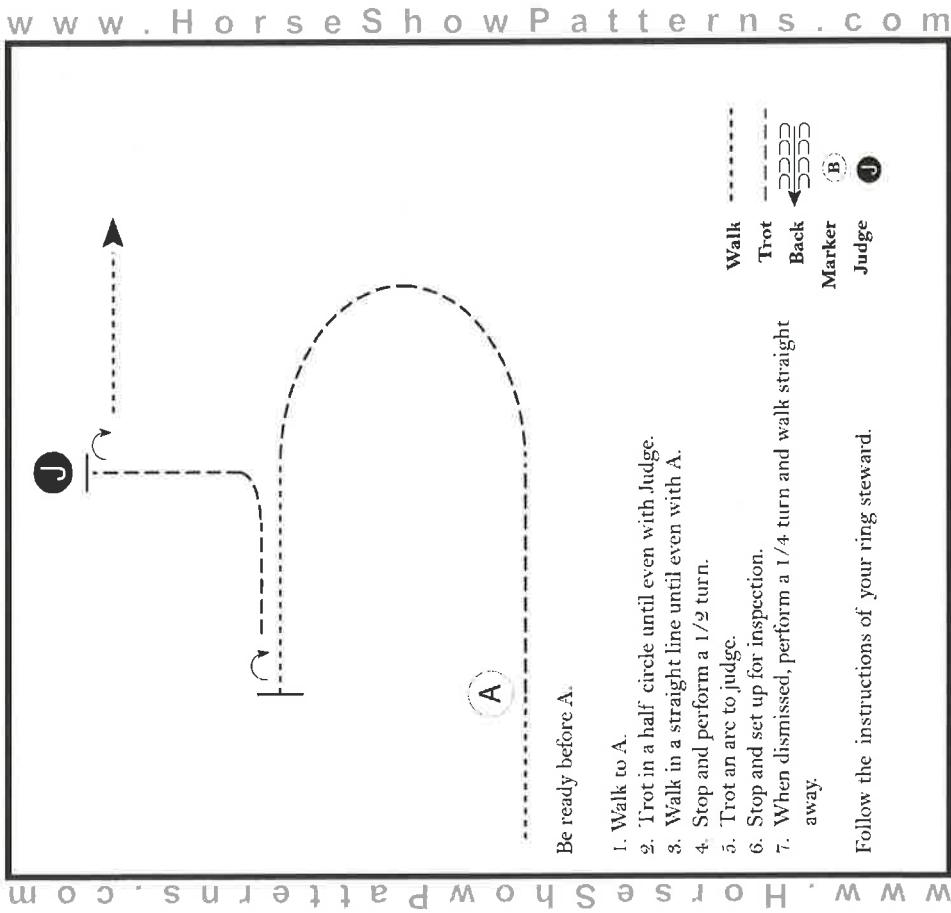
Pattern Provided by:

©2025 Horse Show Patterns, Inc. All Rights Reserved

Spring Into Summer

All Rookie, Level 1 (Novice) & Open Showmanship

Show Date: June 21 - 22, 2025



Be ready before A.

1. Walk to A.
2. Trot in a half circle until even with Judge.
3. Walk in a straight line until even with A.
4. Stop and perform a 1/2 turn.
5. Trot an arc to judge.
6. Stop and set up for inspection.
7. When dismissed, perform a 1/4 turn and walk straight away.

Follow the instructions of your ring steward.

Walk
Trot
Back
Marker
Judge

[S/1-83]

Pattern Provided by:

©2025 Horse Show Patterns, Inc. All Rights Reserved

Spring Into Summer

All Youth, Amateur & Select Equitation

Show Date: June 21 - 22, 2025

www.HorseShowPatterns.com

Be ready at A.

1. Walk two horse lengths from A.
2. Canter on the left lead to B and then hand gallop a half circle until even with B.
3. Trot on the right diagonal until halfway between A and B. Continue to trot a half circle until halfway between A and B.
4. Canter on the right lead to B and then canter a half circle until even with B.
5. Trot on the left diagonal until even with A.
6. Stop and back approximately one horse length.

Follow the instructions of your ring steward.

Legend:

- Walk: Dashed line
- Trot: Solid line
- Extended Trot: Solid line with vertical bars
- Canter: Solid line with vertical bars
- Leg Yield: Solid line with vertical bars
- Lead Change: Solid line with vertical bars
- Back: Solid line with vertical bars
- Marker: Solid line with vertical bars
- Sidepass: Solid line with vertical bars
- Hand Gallop: Solid line with vertical bars

www.HorseShowPatterns.com

Pattern Provided by:

[HSE/3-58]

Spring Into Summer

All Rookie, Level 1 & Open Equitation

Show Date: June 21 - 22, 2025

www.HorseShowPatterns.com

Be ready at A.

1. Walk two horse lengths from A.
2. Canter on the left lead to B. Continue to canter a half circle until even with B.
3. Trot on the right diagonal until halfway between A and B. Continue to trot a half circle until halfway between A and B.
4. Canter on the right lead to B and then canter a half circle until even with B.
5. Trot on the left diagonal until even with A.
6. Stop and back approximately one horse length.

Follow the instructions of your ring steward.

Legend:

- Walk: Dashed line
- Trot: Solid line
- Extended Trot: Solid line with vertical bars
- Canter: Solid line with vertical bars
- Leg Yield: Solid line with vertical bars
- Lead Change: Solid line with vertical bars
- Back: Solid line with vertical bars
- Marker: Solid line with vertical bars
- Sidepass: Solid line with vertical bars
- Hand Gallop: Solid line with vertical bars

www.HorseShowPatterns.com

Pattern Provided by:

[HSE/2-58]

Spring Into Summer

All Youth & Amateur Walk-Trot Equitation

Show Date: June 21 - 22, 2025

www.HorseShowPatterns.com

Be ready at A.

1. Walk two horse lengths from A.
2. Posting trot on the left diagonal to B.
3. Change diagonals and posting trot on the right diagonal in a half circle and then in a straight line until halfway between B and A.
4. Sitting trot a half circle and then a straight line to B.
5. Stop and back approximately one horse length.

Follow the instructions of your ring steward.

Legend:

- Walk: Dashed line
- Trot: Solid line
- Extended Trot: Solid line with vertical bars
- Canter: Solid line with vertical bars
- Leg Yield: Solid line with vertical bars
- Lead Change: Solid line with vertical bars
- Back: Solid line with vertical bars
- Marker: Solid line with vertical bars
- Sidepass: Solid line with vertical bars
- Hand Gallop: Solid line with vertical bars

www.HorseShowPatterns.com

Pattern Provided by:

[HSE/WT-58]