



ESQHA



FALL Show

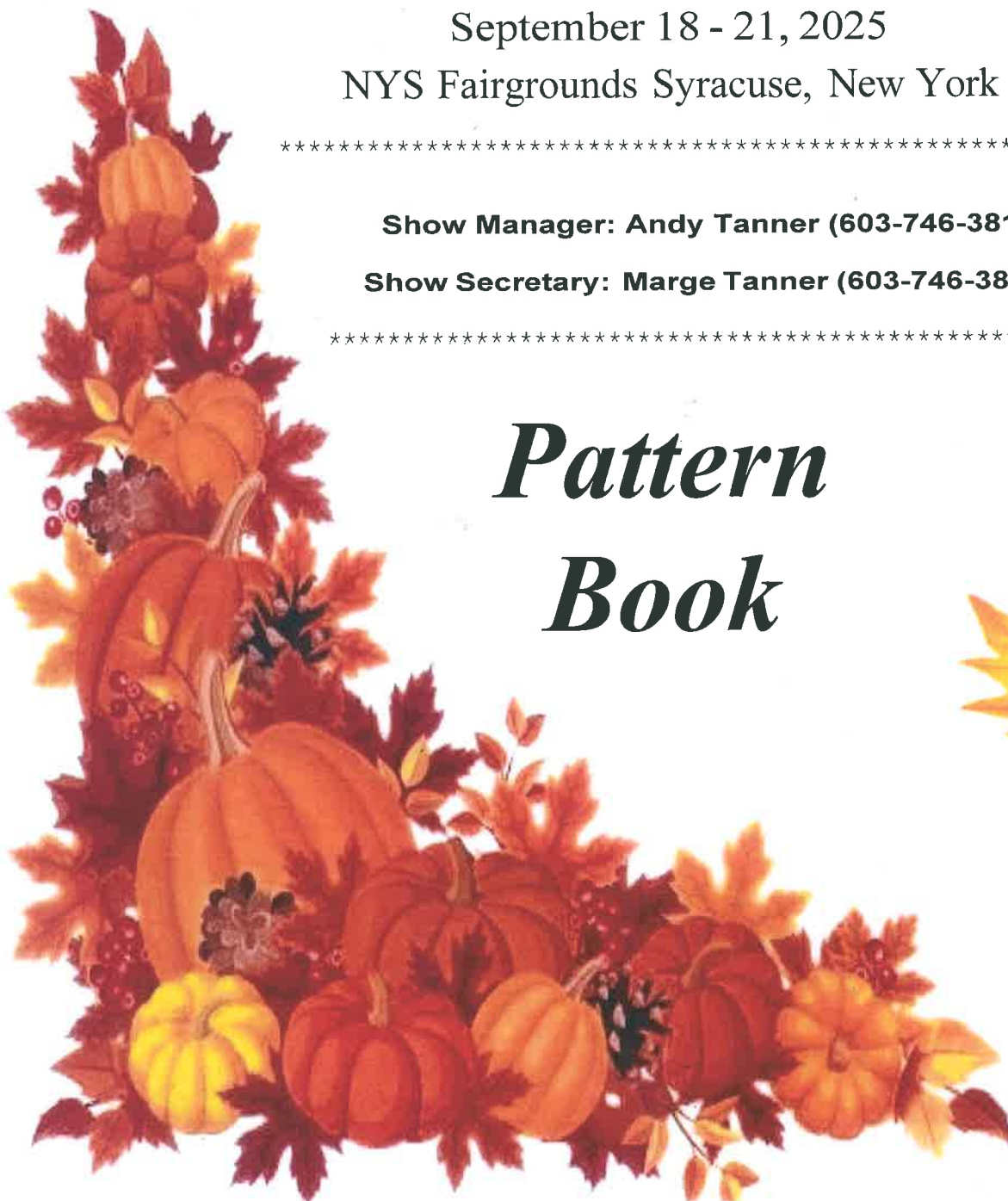
September 18 - 21, 2025

NYS Fairgrounds Syracuse, New York

Show Manager: Andy Tanner (603-746-3813)

Show Secretary: Marge Tanner (603-746-3813)

Pattern Book

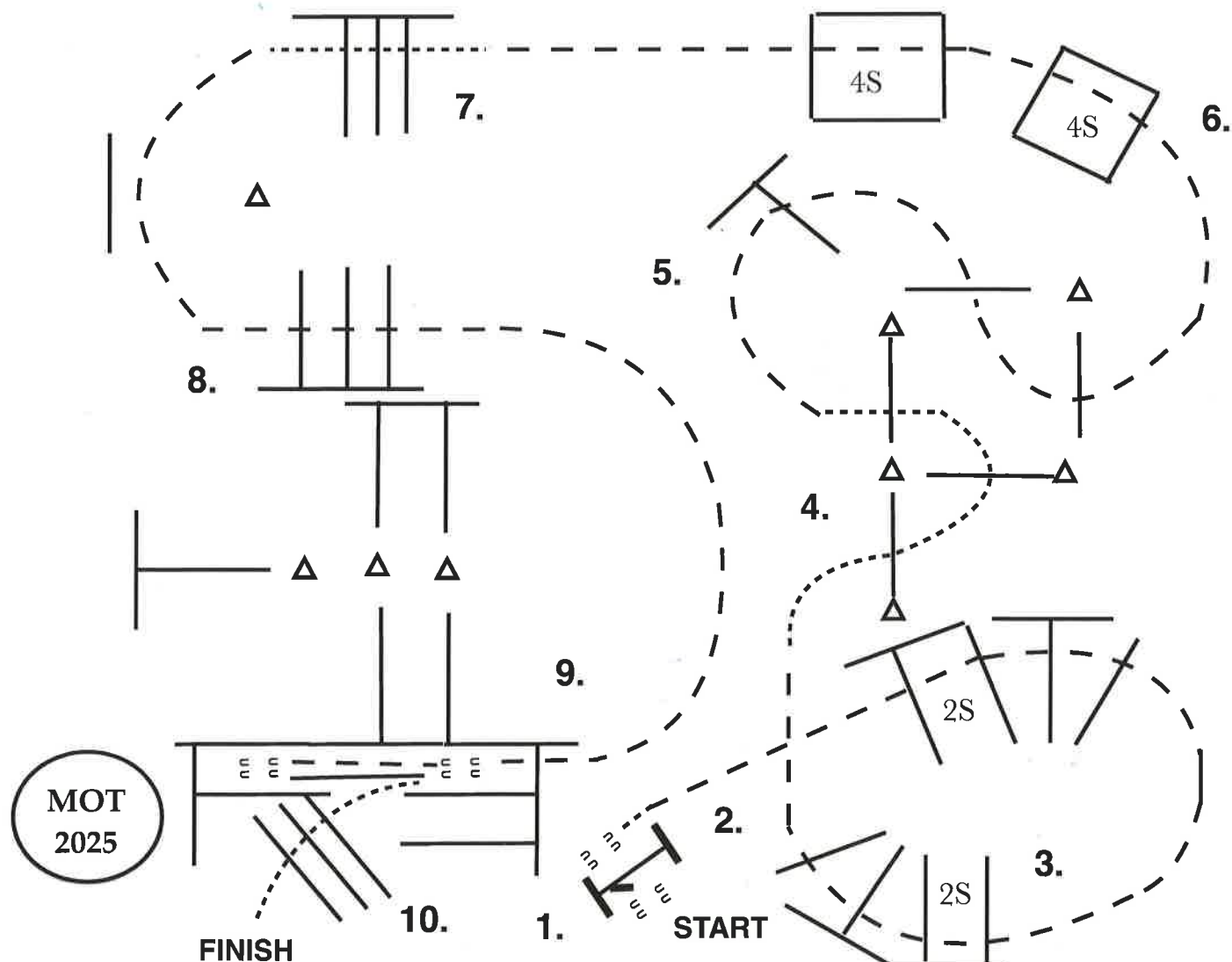


ESQHA FALL SHOW 2025

L1 AMATEUR WT TRAIL L1 YOUTH WT TRAIL

THURSDAY, SEPT 18TH

BLOCK 1



TIM KIMURA COPYRIGHT 2025

1. WORK GATE RIGHT HAND.
2. YOU MAY WALK FORWARD, THEN JOG OVER POLES.
3. JOG OVER POLES.
4. STOP OR BREAK TO THE WALK, WALK OVER POLES.
5. JOG OVER POLES, JOG AROUND CONE.

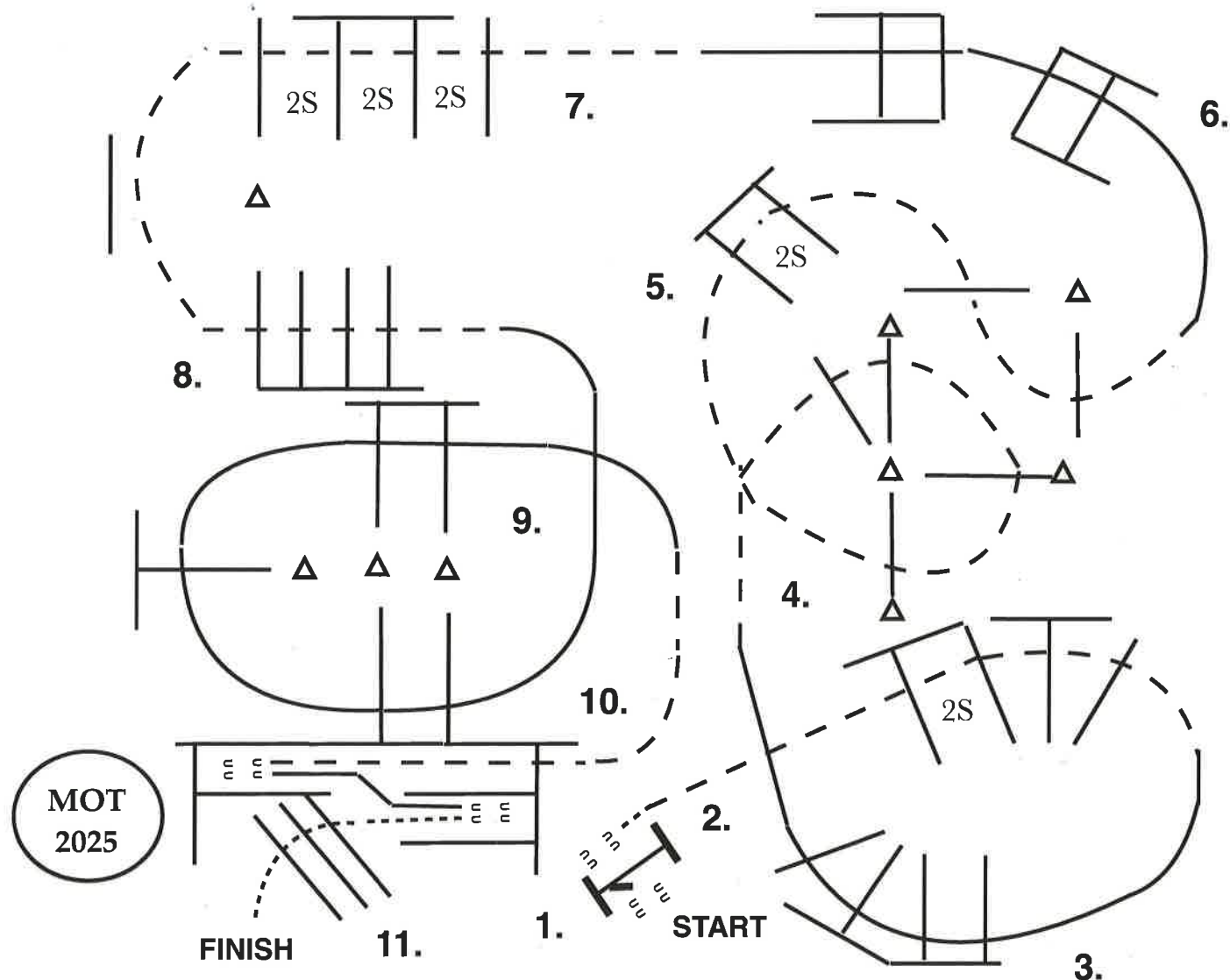
6. JOG OVER POLES
7. STOP OR BREAK TO THE WALK, WALK OVER POLES.
8. JOG OVER POLES.
9. JOG INTO CHUTE, STOP, BACK STRAIGHT.
10. WALK OUT CHUTE, WALK OVER POLES.

ESQHA FALL SHOW 2025

THURSDAY, SEPT 18TH

LEVEL 1 TRAIL, L1/ROOKIE AMATEUR TRAIL L1/ROOKIE YOUTH TRAIL

BLOCK 1



TIM KIMURA COPYRIGHT 2025

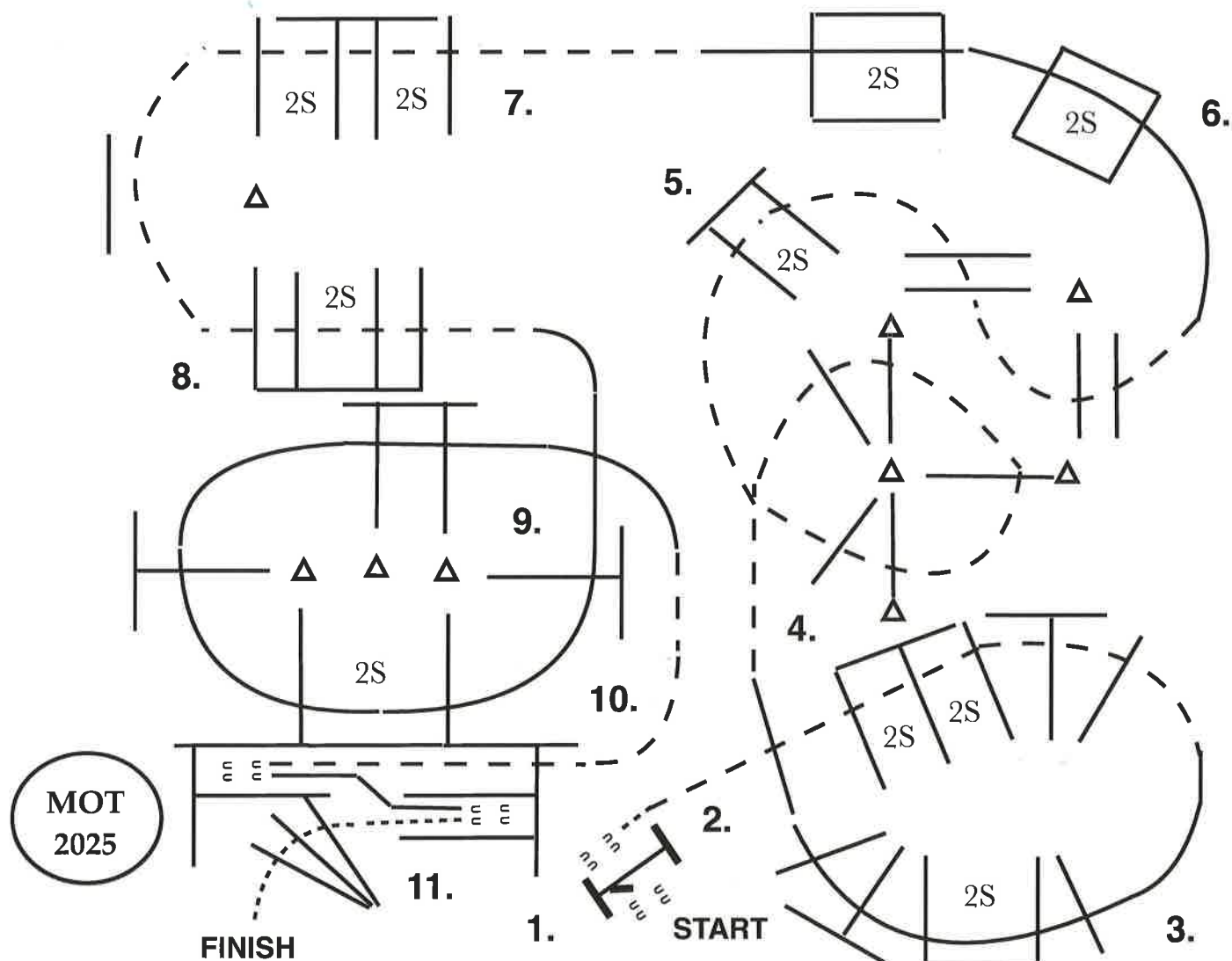
1. WORK GATE RIGHT HAND.
2. YOU MAY WALK FORWARD, THEN JOG OVER POLES.
3. LOPE OVER POLES (RIGHT LEAD).
4. BREAK TO THE JOG, JOG OVER POLES.
5. JOG OVER POLES, JOG AROUND CONE.
6. LOPE OVER POLES (LEFT LEAD).
7. BREAK TO THE JOG, JOG OVER POLES
8. JOG OVER POLES.
9. LOPE OVER POLES (RIGHT LEAD).
10. BREAK TO THE JOG, JOG INTO CHUTE. STOP, BACK CHUTE TO CHUTE.
11. WALK OUT CHUTE, WALK OVER POLES.

ESQHA FALL SHOW 2025

THURSDAY, SEPT 18TH

JUNIOR AND SENIOR TRAIL AMATEUR - SELECT TRAIL AND YOUTH TRAIL

BLOCK 2



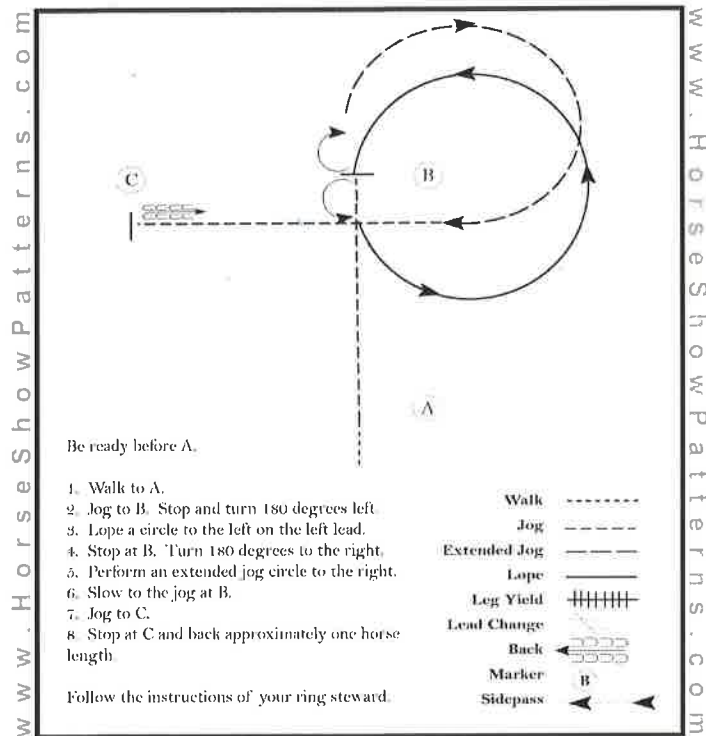
TIM KIMURA COPYRIGHT 2025

1. WORK GATE RIGHT HAND.
2. YOU MAY WALK FORWARD, THEN JOG OVER POLES.
3. LOPE OVER POLES (RIGHT LEAD).
4. BREAK TO THE JOG, JOG OVER POLES.
5. JOG OVER POLES.
6. LOPE OVER POLES (LEFT LEAD).
7. BREAK TO THE JOG, JOG OVER POLES
8. JOG OVER POLES.
9. LOPE OVER POLES (RIGHT LEAD).
10. BREAK TO THE JOG, JOG INTO CHUTE. STOP, BACK CHUTE TO CHUTE.
11. WALK OUT CHUTE, WALK OVER POLES.

ESQHA Fall Show

Western Horsemanship (All Youth, Amateur & Select Horsemanship)

Show Date: September 18 - 19, 2025



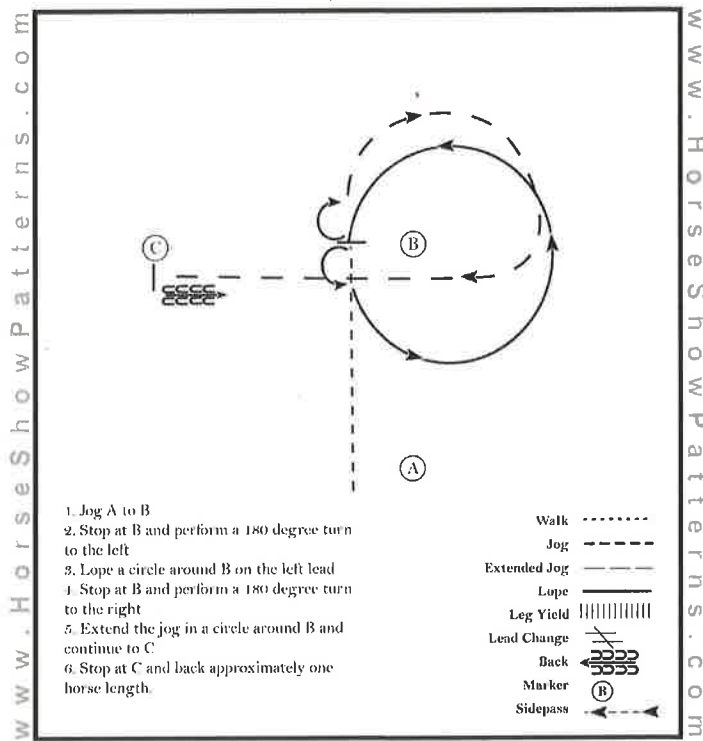
Pattern Provided by:

[WH/3-37]

ESQHA Fall Show

All Open, Rookie & Level 1 (Novice) Horsemanship

Show Date: September 18 - 19, 2025



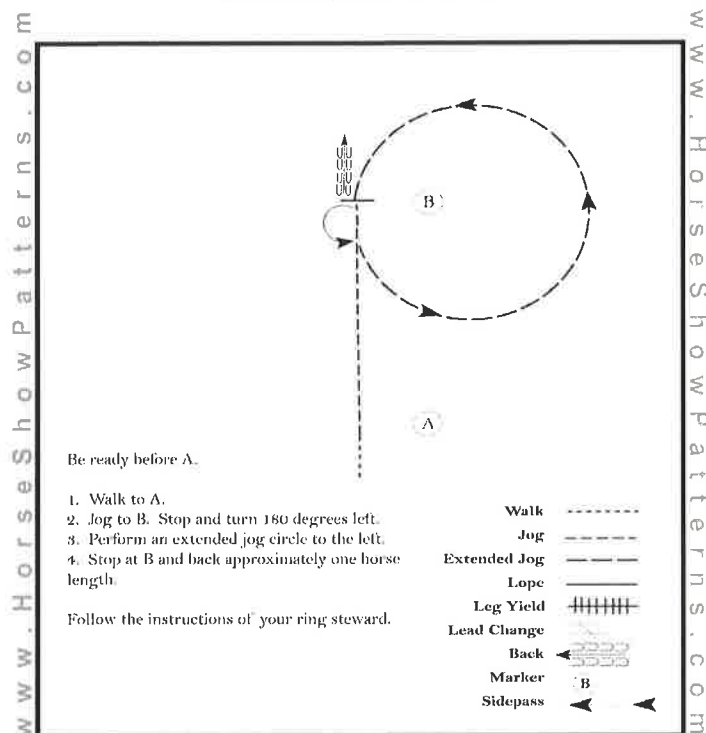
Pattern Provided by:

[WH/2-37]

ESQHA Fall Show

All Youth & Amateur Walk-Jog Horsemanship

Show Date: September 18 - 19, 2025



Pattern Provided by:

[WH/WT-37]

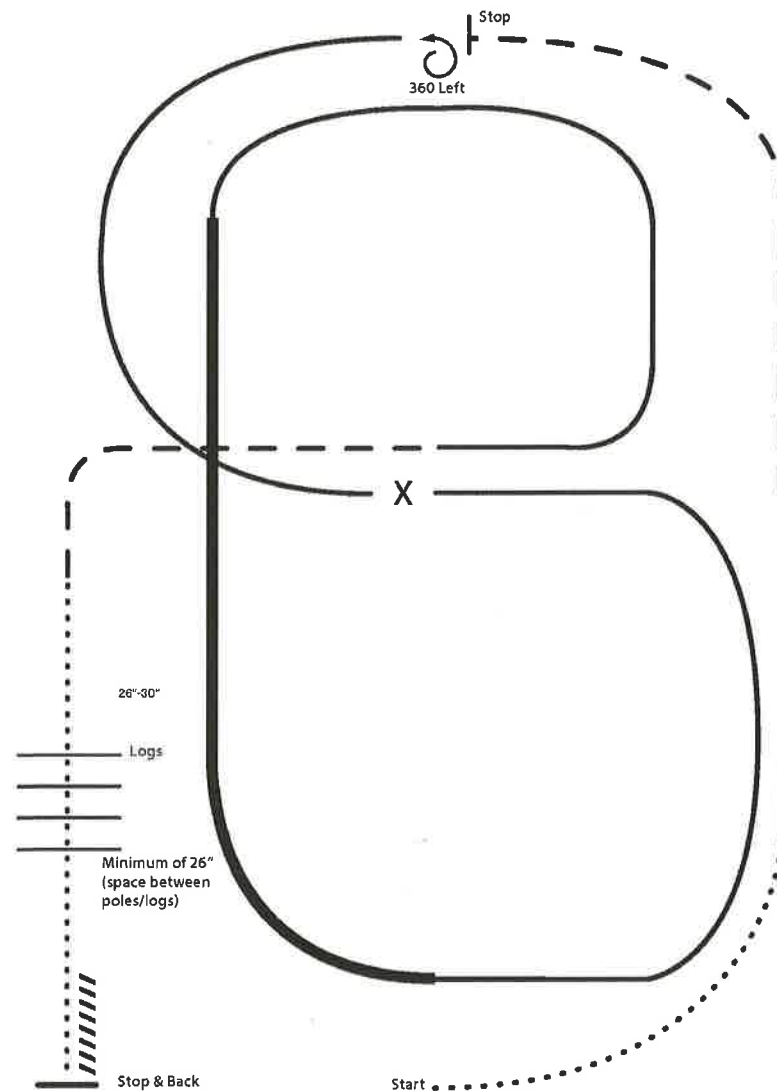
ESQHA Fall Show

All Ranch Riding

Show Date: September 18 - 19, 2025

www.HorseShowPatterns.com

www.HorseShowPatterns.com



- X Lead Change
• Walk
- Trot
- Ext Trot
- Lope
- Ext Lope
//// Back

1. Walk
2. Trot
3. Extend the trot, at the top of the arena ,stop
4. 360 degree turn to the left
5. Left lead 1/2 circle, lope to the center
6. Change leads (simple or flying)
7. Right lead 1/2 circle
8. Extended lope up the long side of the arena (right lead)
9. Collect back to a lope around the top of the arena and back to center
10. Break down to an extended trot
11. Walk over logs
12. Stop and back

[RR/AQHA-1]

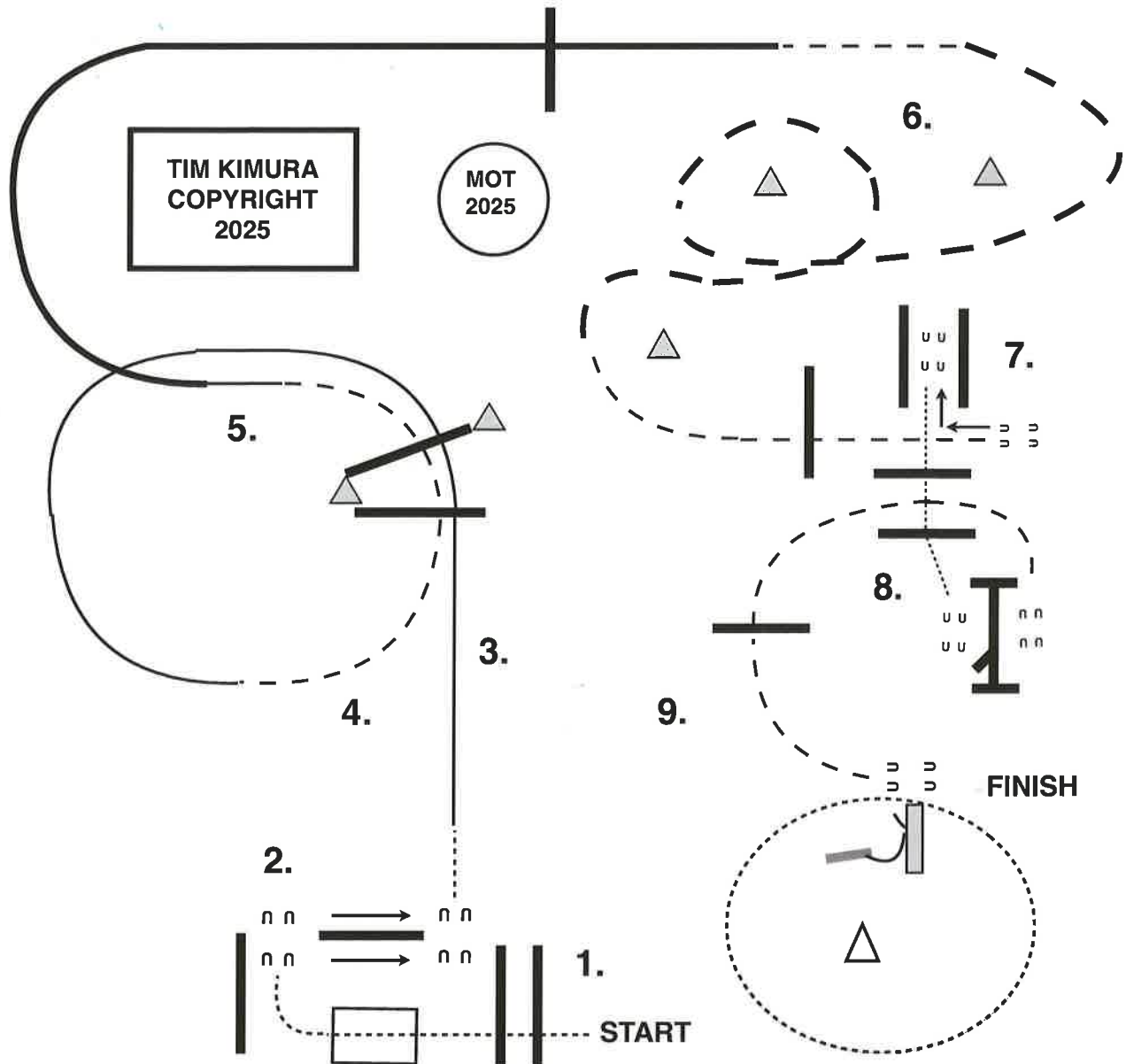
Pattern Provided by:

**ESQHA FALL SHOW
2025**

FRIDAY, SEPT 19TH

LEVEL 1 OPEN, AMATEUR, AND YOUTH

YOUTH - AMATEUR - OPEN
RANCH TRAIL



1. WALK OVER LOGS, WALK OVER BRIDGE, TURN RIGHT AND STOP.
2. SIDE PASS RIGHT OVER LOG, WALK FORWARD.
3. LOPE OVER. 2 LOGS LEFT LEAD.
4. BREAK TO THE TROT, TROT OVER 2 LOGS.
5. LOPE RIGHT LEAD, THEN MOVE UP TO THE EXTENDED LOPE AND LOPE OVER LOG.
6. BREAK TO THE TROT, THEN MOVE UP TO THE EXTENDED TROT, TROT AROUND CONES.
7. COLLECT THE TROT, TROT OVER LOG, TROT IN STOP BEYOND THE CHUTE, BACK AROUND LOGS.
8. WALK OUT CHUTE, WALK OVER LOGS, WALK UP TO GATE, WORK GATE LEFT HAND.
9. YOU MAY WALK FORWARD, THEN TROT BETWEEN LOGS, TROT OVER LOGS UP TO DRAG. WORK DRAG, WALK OR TROT.

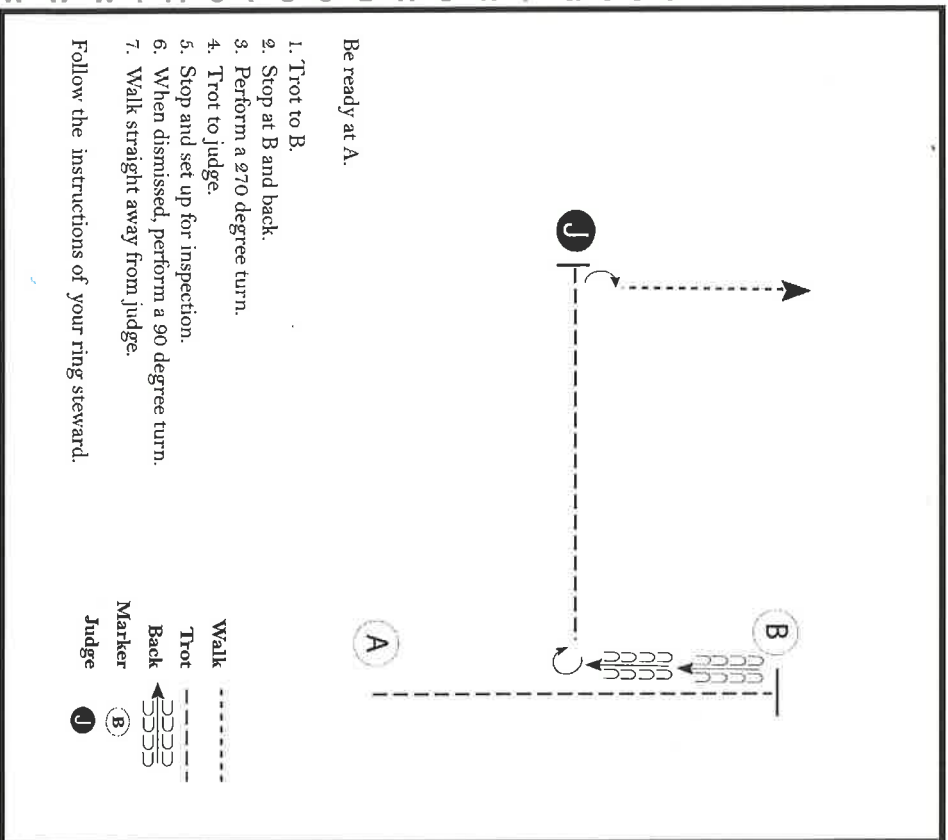
Level 1 Amateur and All Youth Trail carry object, trot around marker and return to hook.

ESQHA Fall Show

All Open, Rookie & Level 1 (Novice) Showmanship

Show Date: September 18 - 19, 2025

www.HorseShowPatterns.com



Pattern Provided by:

[S/2-45]

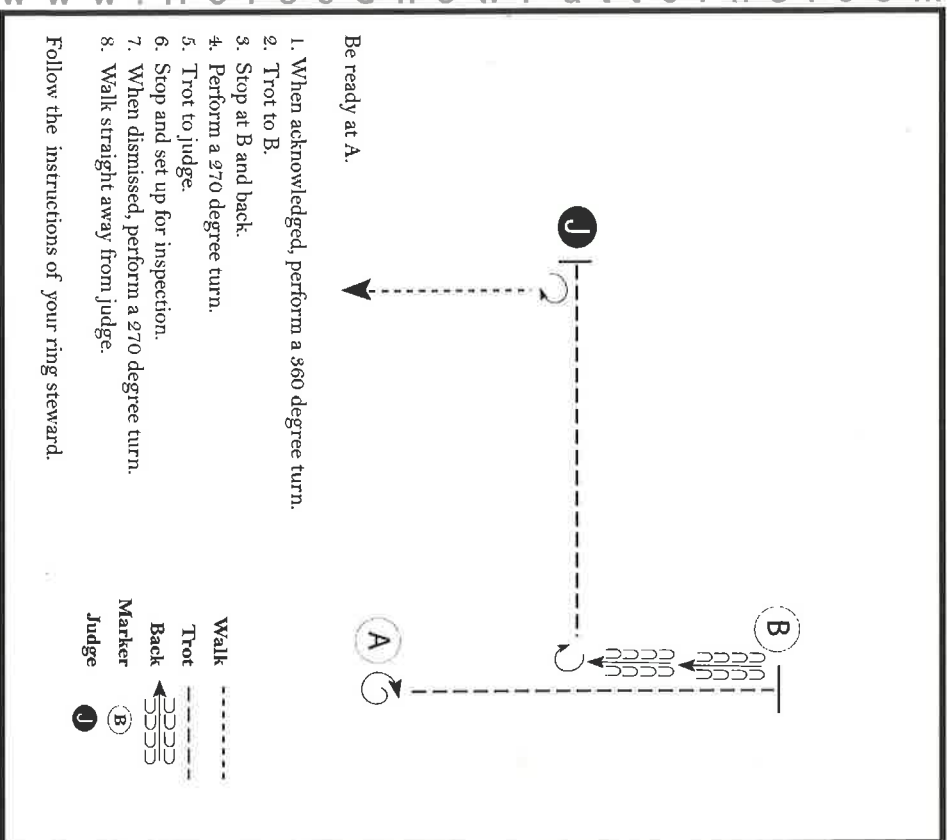
©2025 HorseShowPatterns.com All Rights Reserved

ESQHA Fall Show

All Youth, Amateur & Select Showmanship

Show Date: September 18 - 19, 2025

www.HorseShowPatterns.com



Pattern Provided by:

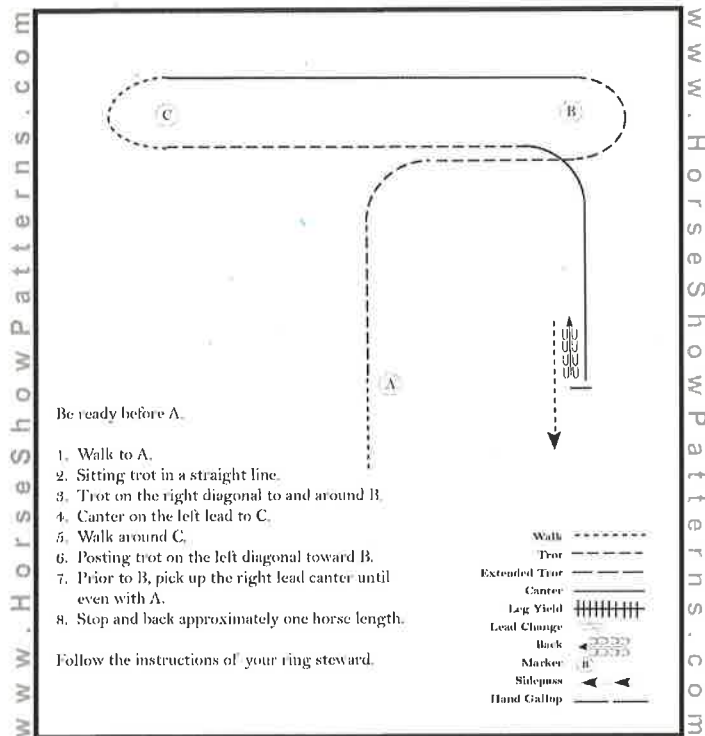
[S/3-45]

©2025 HorseShowPatterns.com All Rights Reserved

ESQHA Fall Show

All Youth, Amateur & Select Equitation

Show Date: September 18 - 19, 2025



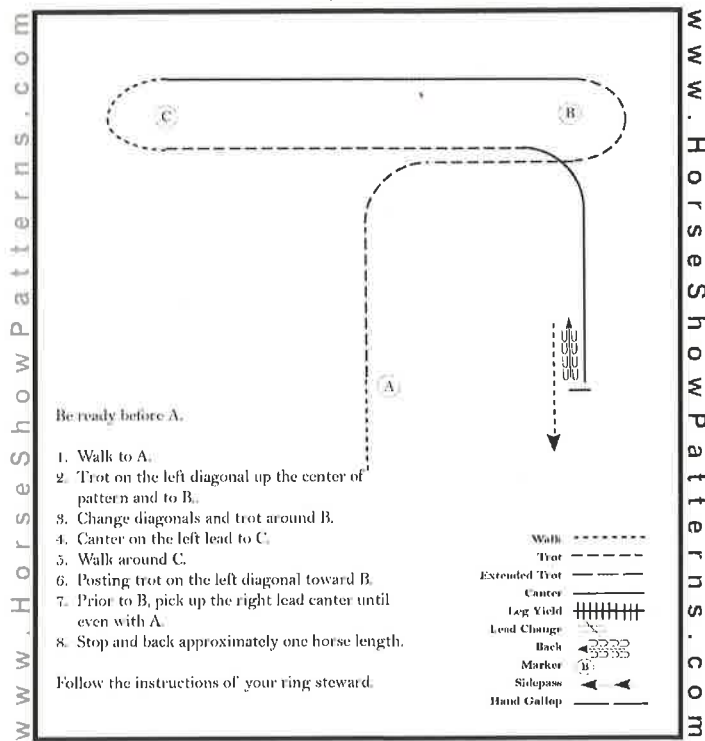
Pattern Provided by:

[HSE/3-71]

ESQHA Fall Show

All Open, Rookie & Level 1 (Novice) Equitation

Show Date: September 18 - 19, 2025



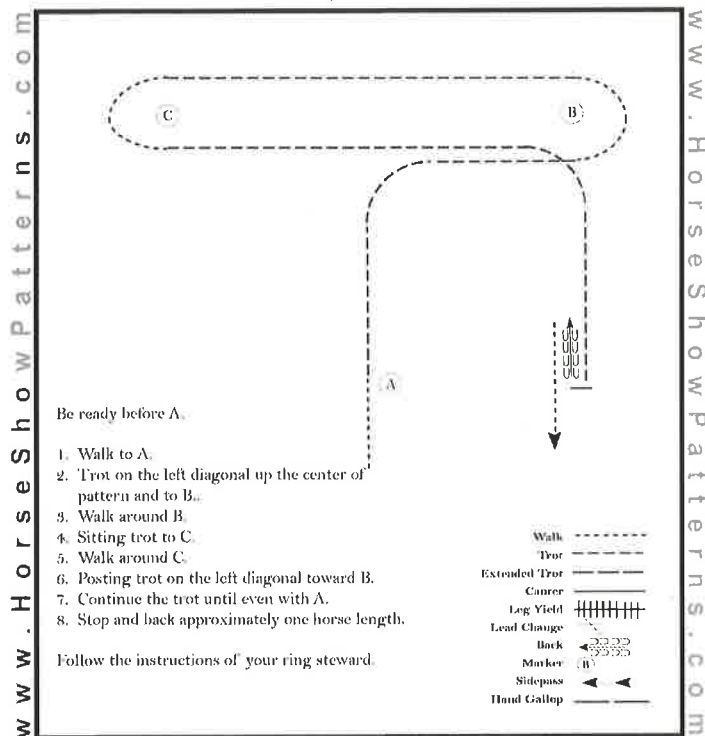
Pattern Provided by:

[HSE/2-71]

ESQHA Fall Show

All Youth & Amateur Walk-Trot Equitation

Show Date: September 18 - 19, 2025



Pattern Provided by:

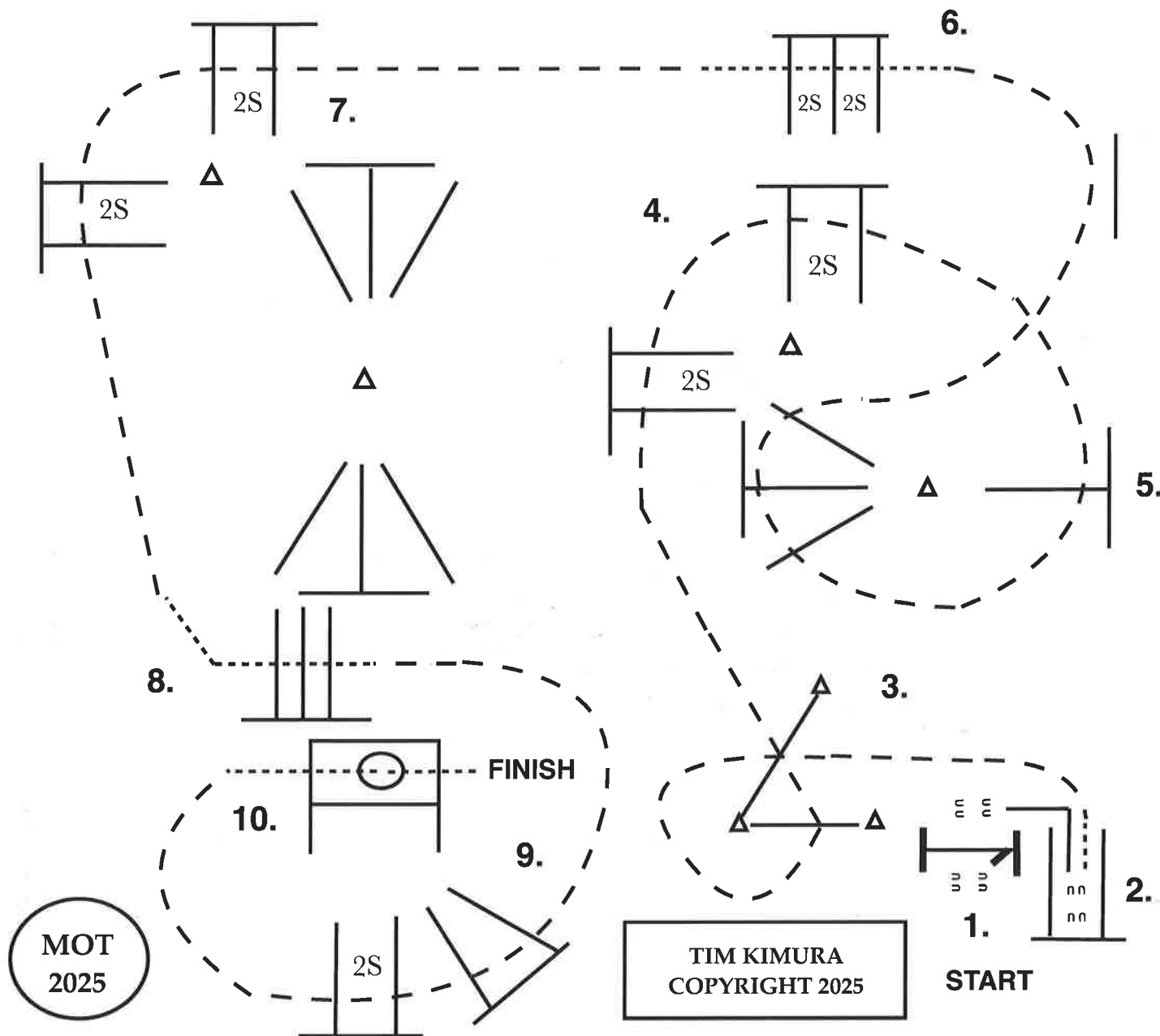
[HSE/WT-71]

ESQHA FALL SHOW 2025

L1 AMATEUR WT TRAIL L1 YOUTH WT TRAIL

SATURDAY, SEPT 20TH

BLOCK 1



1. WORK GATE LEFT HAND.
2. BACK AROUND CORNER BETWEEN POLES. YOU MAY WALK FORWARD.
3. JOG THROUGH TRIANGLE, JOG OVER POLES.
4. JOG OVER POLES.
5. JOG OVER POLES.

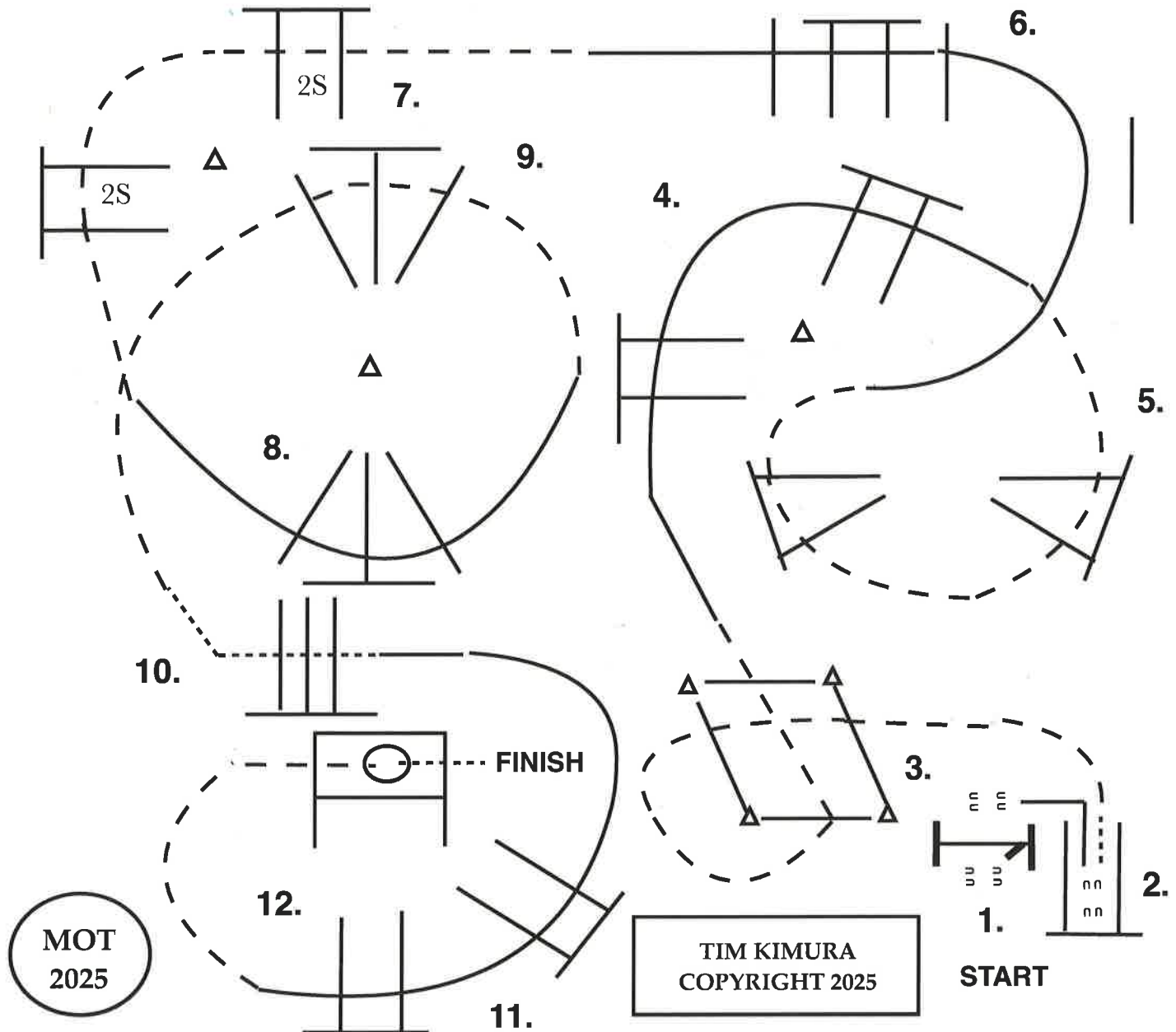
6. STOP OR BREAK TO THE WALK, WALK OVER POLES.
7. JOG OVER POLES.
8. STOP OR BREAK TO THE WALK, WALK OVER POLES.
9. JOG OVER POLES.
10. STOP OR BREAK TO THE WALK, WALK INTO BOX, EXECUTE A 360 TURN EITHER WAY, THEN WALK OUT BOX.

ESQHA FALL SHOW 2025

SATURDAY, SEPT 20TH

LEVEL 1 TRAIL, L1/ROOKIE AMATEUR TRAIL L1/ROOKIE YOUTH TRAIL

BLOCK 1



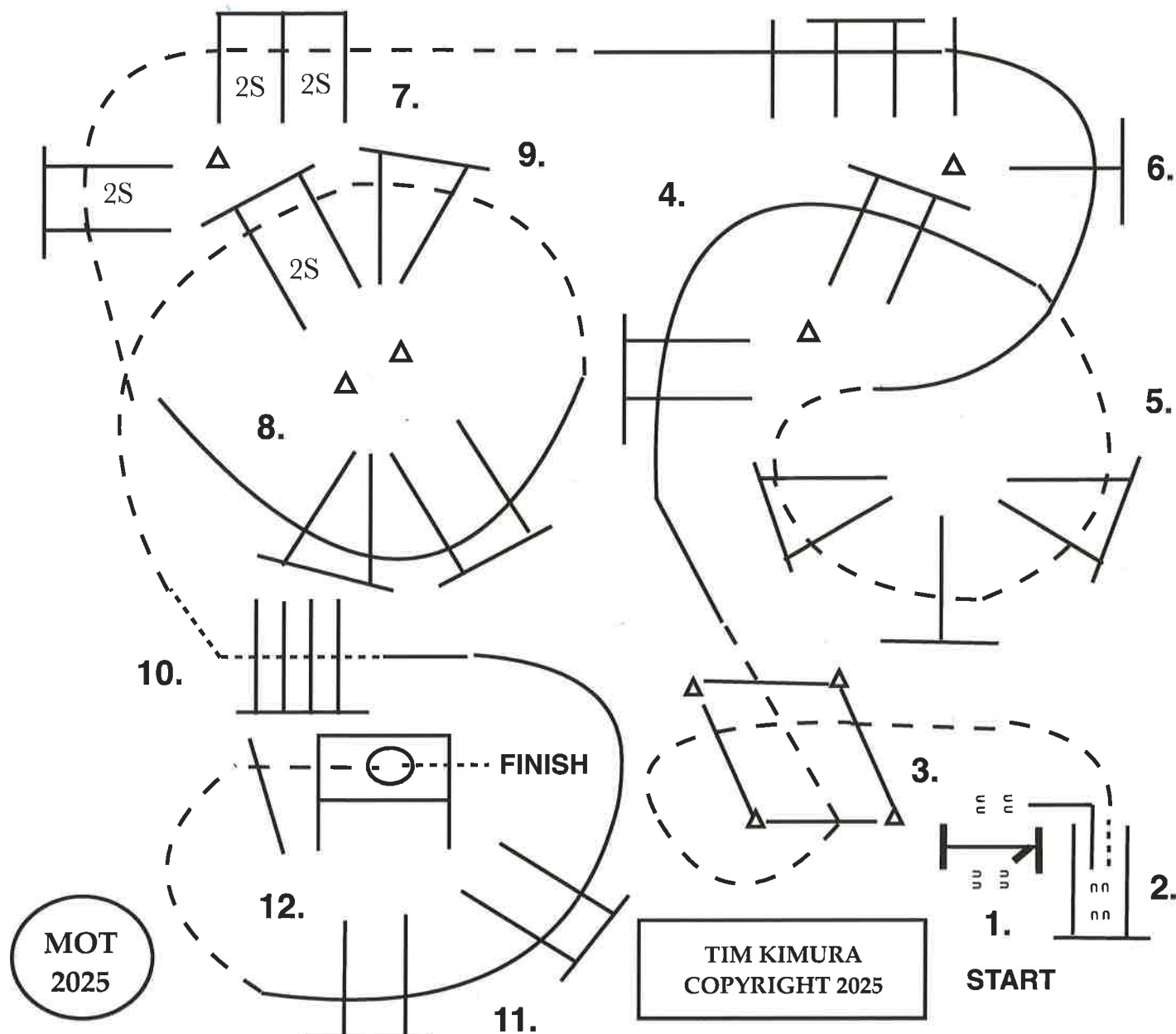
1. WORK GATE LEFT HAND.
2. BACK AROUND CORNER BETWEEN POLES. YOU MAY WALK FORWARD.
3. JOG AROUND CONES, JOG OVER POLES.
4. LOPE OVER POLES (RIGHT LEAD).
5. BREAK TO THE JOG, JOG OVER POLES.
6. LOPE OVER POLES (LEFT LEAD).
7. BREAK TO THE JOG, JOG OVER POLES.
8. LOPE OVER POLES (LEFT LEAD).
9. BREAK TO THE JOG, JOG OVER POLES.
10. STOP OR BREAK TO THE WALK, WALK OVER POLES.
11. LOPE OVER POLES (RIGHT LEAD).
12. BREAK TO THE JOG, JOG INTO BOX, EXECUTE A 360 TURN EITHER WAY, WALK OUT BOX.

ESQHA FALL SHOW 2025

JUNIOR AND SENIOR TRAIL AMATEUR - SELECT TRAIL AND YOUTH TRAIL

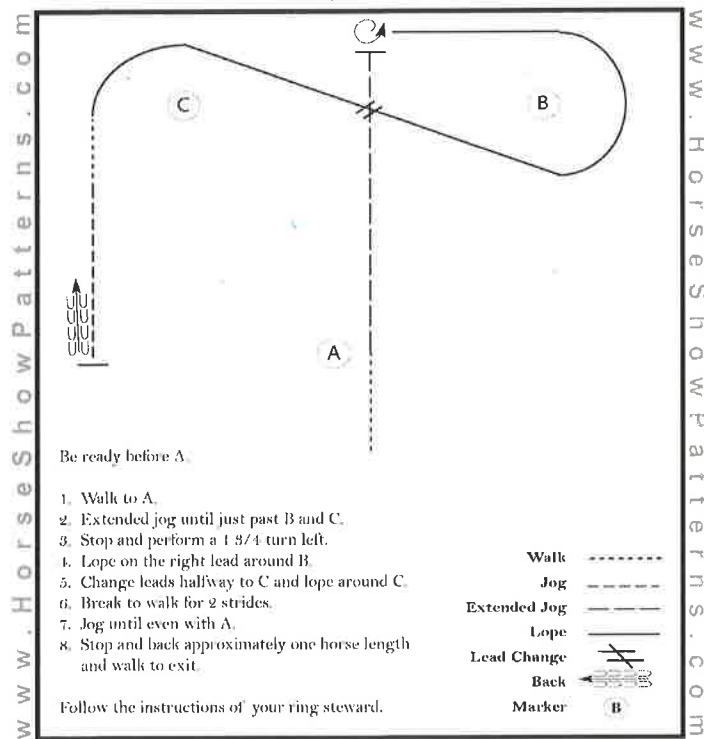
SATURDAY, SEPT 20TH

BLOCK 2



1. WORK GATE LEFT HAND.
2. BACK AROUND CORNER BETWEEN POLES. YOU MAY WALK FORWARD.
3. JOG AROUND CONES, JOG OVER POLES.
4. LOPE OVER POLES (RIGHT LEAD).
5. BREAK TO THE JOG, JOG OVER POLES.
6. LOPE OVER POLES (LEFT LEAD).
7. BREAK TO THE JOG, JOG OVER POLES.
8. LOPE OVER POLES (LEFT LEAD).
9. BREAK TO THE JOG, JOG OVER POLES.
10. STOP OR BREAK TO THE WALK, WALK OVER POLES.
11. LOPE OVER POLES (RIGHT LEAD).
12. BREAK TO THE JOG, JOG INTO BOX, EXECUTE A 360 TURN EITHER WAY, WALK OUT BOX.

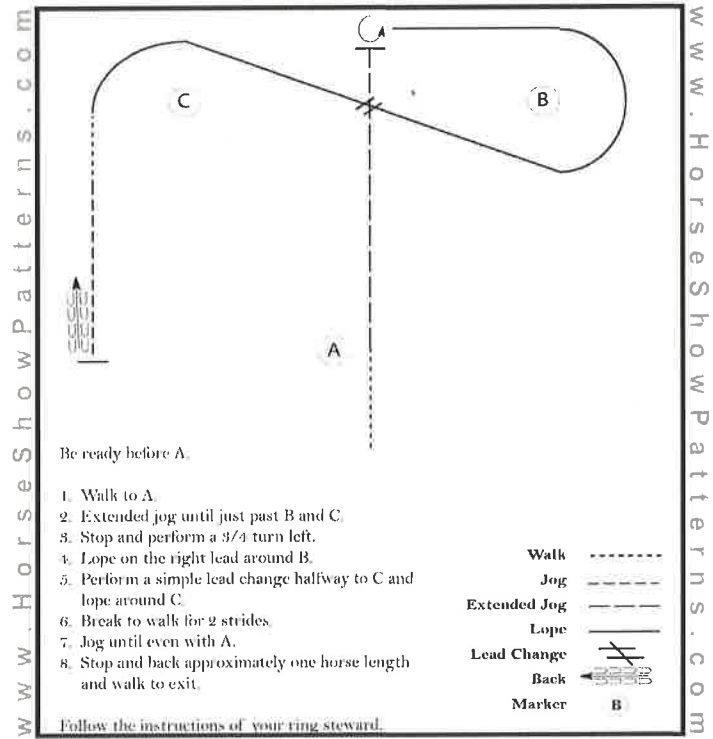
Show Date: September 20 - 21, 2025



Pattern Provided by:

[WH/3-91]

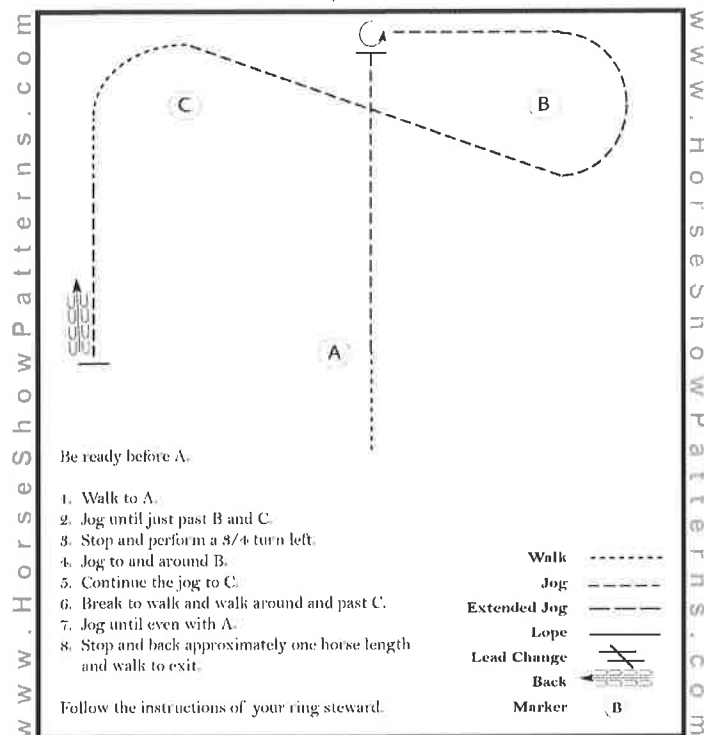
Show Date: September 20 - 21, 2025



Pattern Provided by:

[WH/2-91]

Show Date: September 20 - 21, 2025



Pattern Provided by:

[WH/WT-91]

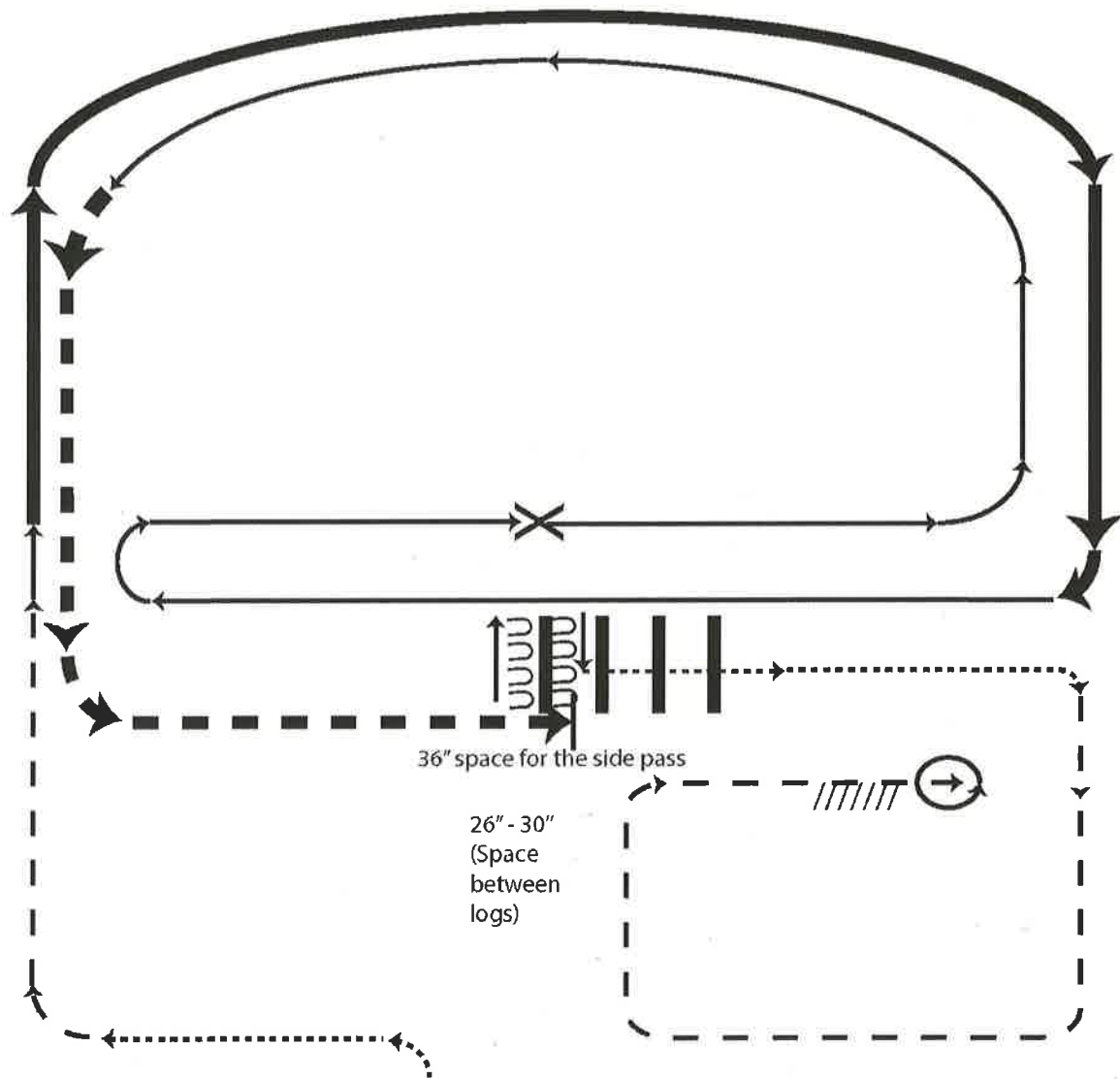
ESQHA Fall Show

All Ranch Riding

Show Date: September 20 - 21, 2025

www.HorseShowPatterns.com

www.HorseShowPatterns.com



1. Walk
2. Trot
3. Extended lope-right lead
4. Lope-right lead
5. Change leads(simple or flying)
6. Lope left lead
7. Extended trot
8. Stop, side pass left, side pass right, 1/2 way
9. Walk over logs
10. Walk
11. Trot square
12. Stop, 360° turn left, back

- X Lead Change
- • Walk
 - - Trot
 - - Ext Trot
 - - Lope
 - - Ext Lope
 - ////// Back

[RR/AQHA-4]

Pattern Provided by:

ESQHA FALL SHOW 2025

LEVEL 1 OPEN, AMATEUR, AND YOUTH

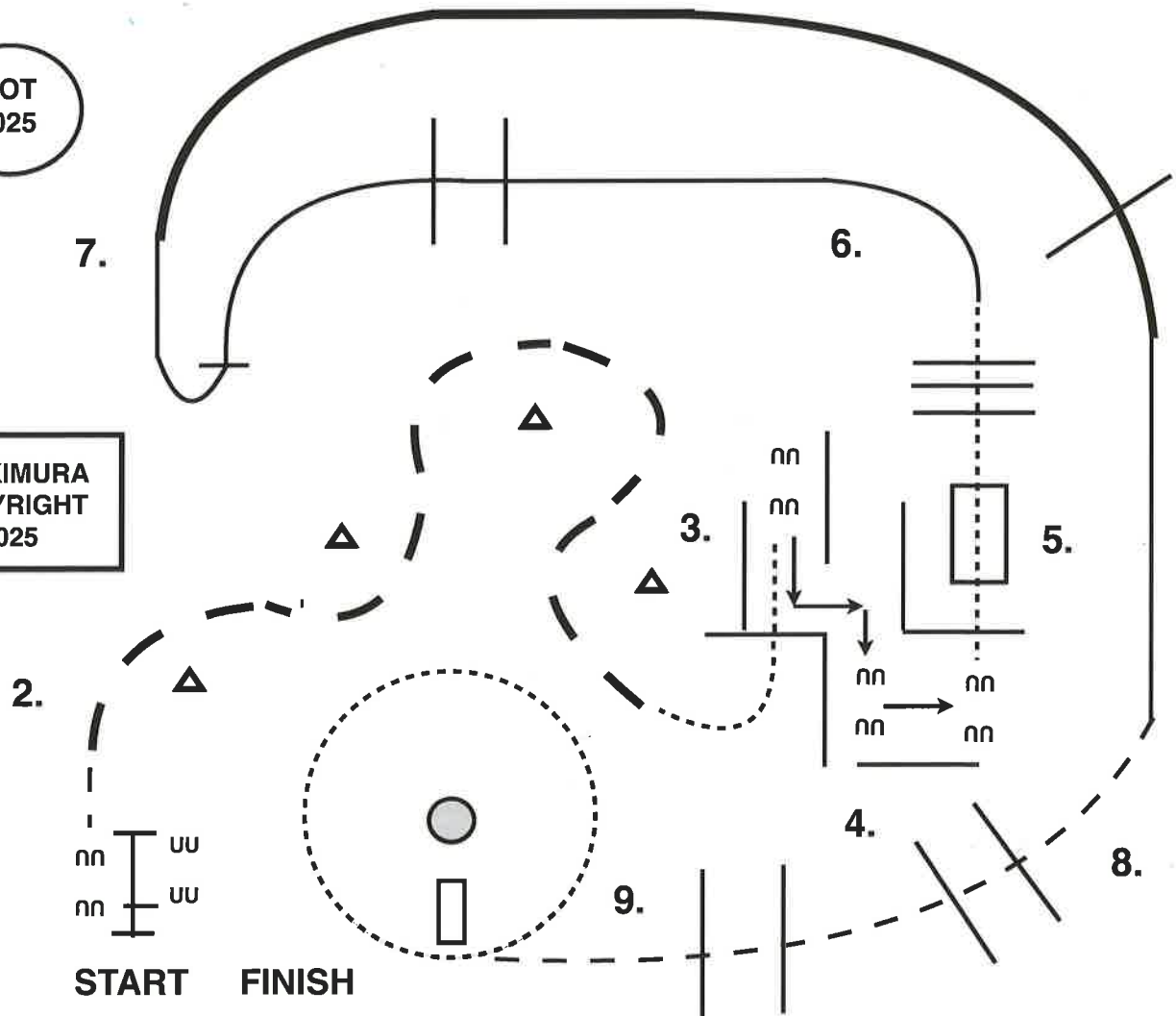
YOUTH - AMATEUR - OPEN

RANCH TRAIL

SATURDAY, SEPT 20TH

MOT
2025

TIM KIMURA
COPYRIGHT
2025



1. WORK GATE RIGHT HAND.
2. TROT THEN MOVE UP TO THE EXTEND TROT, TROT AROUND CONES.
3. BREAK TO THE WALK, WALK OVER POLE STOP IN CHUTE, BACK CHUTE TO CHUTE BETWEEN LOGS.
4. SIDE PASS RIGHT BETWEEN LOGS.
5. WALK OVER LOGS AND WALK OVER BRIDGE.
6. LOPE OVER LOGS LEFT LEAD, LOPE AROUND TURN, STOP AND ROLL BACK RIGHT.
7. LOPE RIGHT LEAD, THEN MOVE UP TO THE EXTENDED LOPE AND LOPE OVER LOG, AFTER LOPING OVER LOG, COLLECT THE LOPE.FOR A FEW STRIDES THEN
8. BREAK TO THE TROT, TROT OVER LOGS, TROT UP TO DRAG.
9. WORK DRAG, WALK OR TROT AOUND MARKER.
L1 AMATEUR AND ALL YOUTH TRAIL CARRY OBJECT
AND TROT AROUND MAKER, RETURN OBJECT.

ESQHA Fall Show

All Youth, Amateur & Select Showmanship

Show Date: September 20 - 21, 2025

www.HorseShowPatterns.com

Be ready at A.

1. Trot halfway to B.
2. Walk two horse lengths.
3. Trot to and around B as shown.
4. Trot past B and stop. Perform a 360 degree turn.
5. Walk to judge and set up for inspection.
6. When dismissed, perform a 90 degree turn and back approximately 2 horse lengths.
7. Perform a 180 degree turn and walk straight away.

Follow the instructions of your ring steward.

Walk -----
Trot
Back
Marker (B)
Judge (J)

Pattern Provided by:

[S/3-78]

©2025 HorseShowPatterns.com All Rights Reserved

ESQHA Fall Show

All Open, Rookie & Level 1 (Novice) Showmanship

Show Date: September 20 - 21, 2025

www.HorseShowPatterns.com

Be ready at A.

1. Trot halfway to B.
2. Walk two horse lengths.
3. Trot to and around B as shown.
4. Trot to the judge. Stop and set up for inspection.
5. When dismissed, perform a 90 degree turn and back approximately 2 horse lengths.
6. Perform a 180 degree turn and walk straight away.

Follow the instructions of your ring steward.

Walk -----
Trot
Back
Marker (B)
Judge (J)

Pattern Provided by:

[S/2-78]

©2025 HorseShowPatterns.com All Rights Reserved

Show Date: September 20 - 21, 2025



© 2006 The Authors
Journal compilation © 2006 Blackwell Publishing Ltd

Show Date: September 20 - 21, 2025



Copyright © 2004 John Wiley & Sons, Inc.

Show Date: September 20 - 21, 2025



102269885 [1564] 11/06/2017 17:30:27