



ESQHA

Spring Into Summer

June 18 – 21, 2026

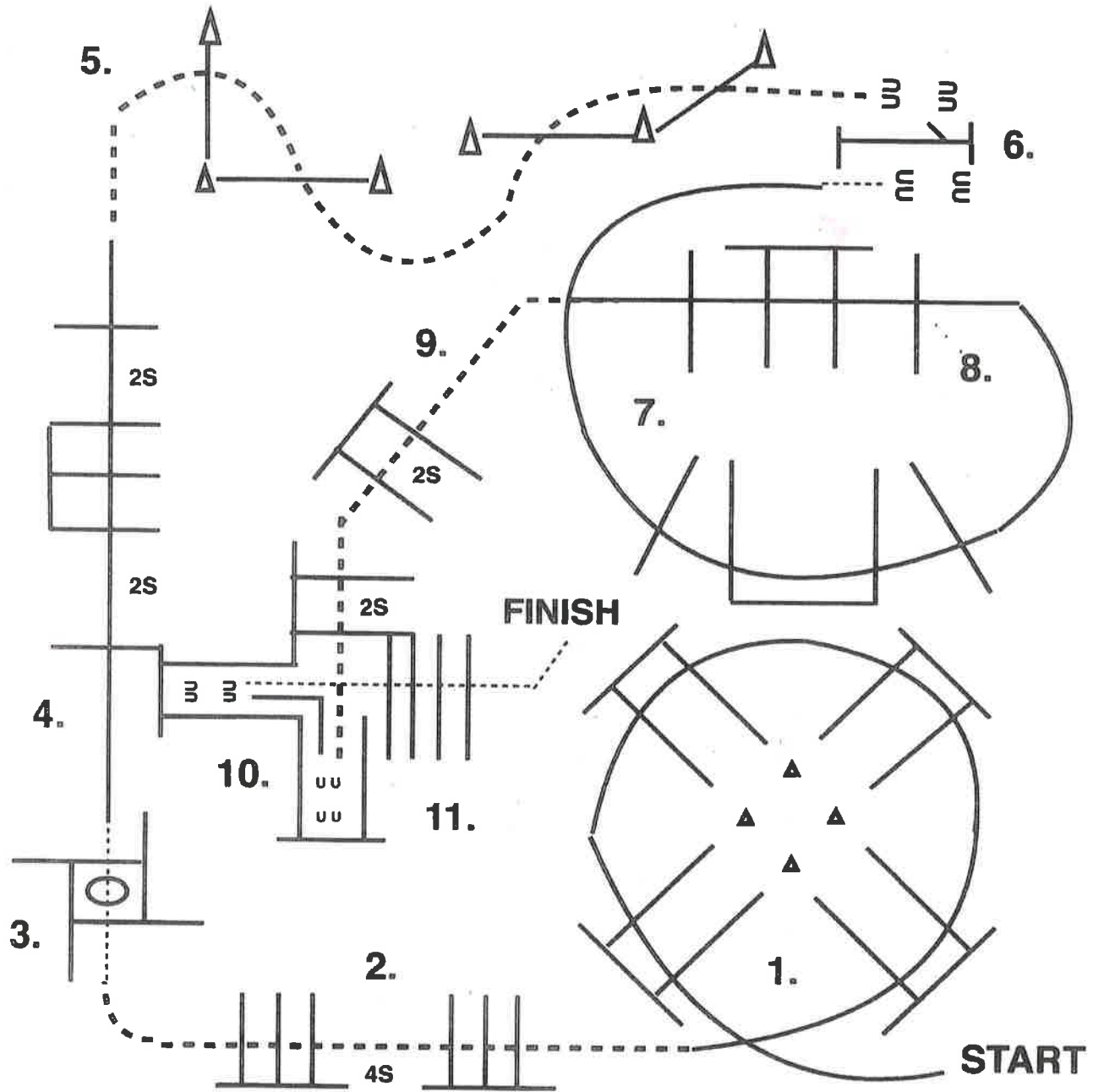
Chemung County Fairground - Horseheads, NY



Pattern Book



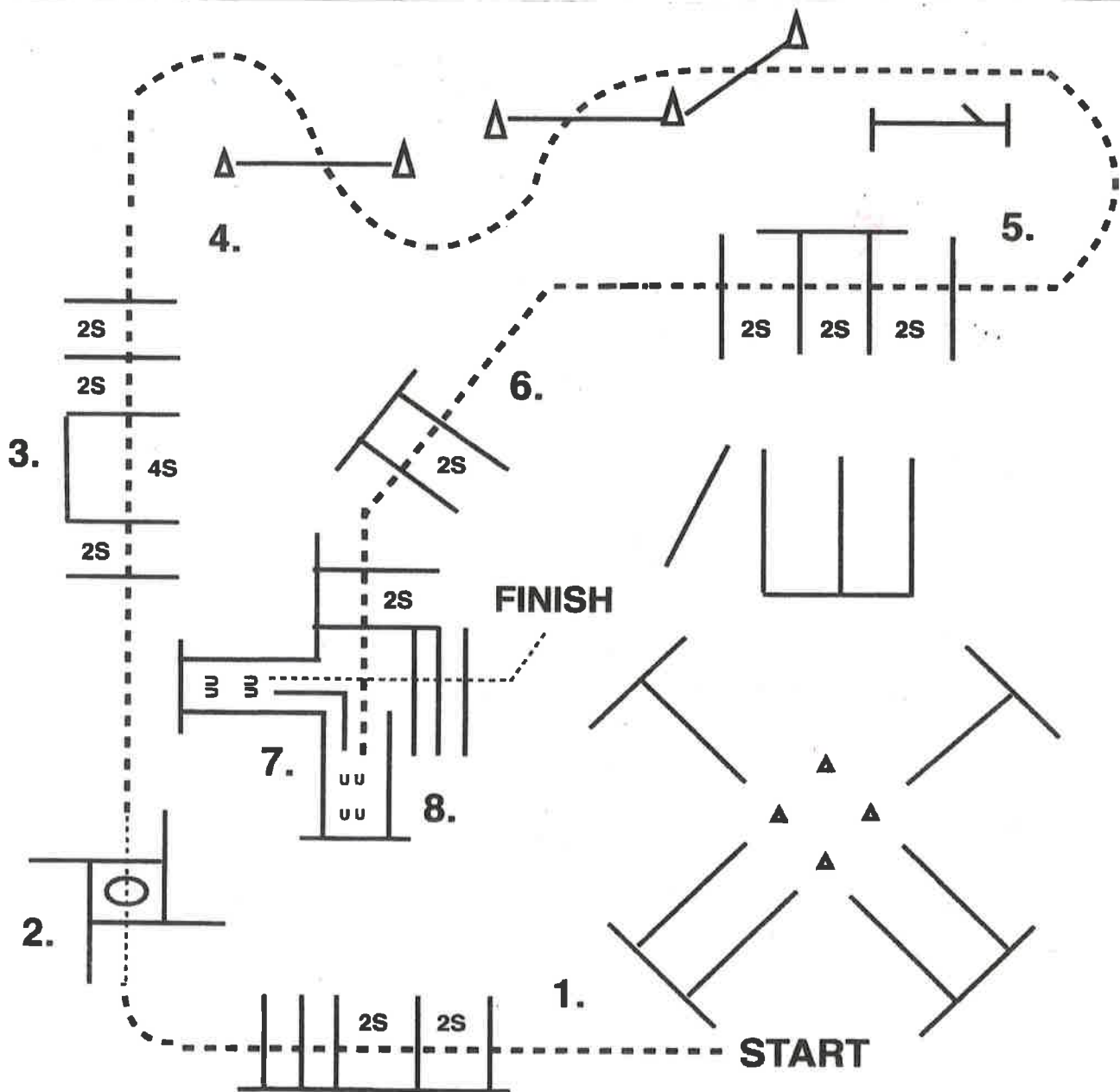
ALL TRAIL FOR Thursday, June 18, 2020



1. LOPE OVER POLES (RL).
2. BREAK TO THE JOG, JOG OVER POLES.
3. STOP OR BREAK TO THE WALK, WALK INTO THE BOX, EXECUTE A 360 TURN EITHER WAY, WALK OUT BOX.
4. LOPE OVER POLES (RL)
5. BREAK TO THE JOG, JOG THRU SERPENTINE, JOG OVER POLES, JOG UP TO GATE.
6. GATE: RH OPEN, WALK OVER POLE AND CLOSE GATE.

7. WALK FORWARD, THEN LOPE OVER POLES (LL).
8. LOPE OVER POLES (LL).
9. BREAK TO THE JOG, JOG OVER POLES.
10. JOG INTO CHUTE, STOP AND BACK BETWEEN POLES BACK AROUND CORNER.
11. WALK OUT CHUTE. WALK OVER POLES.

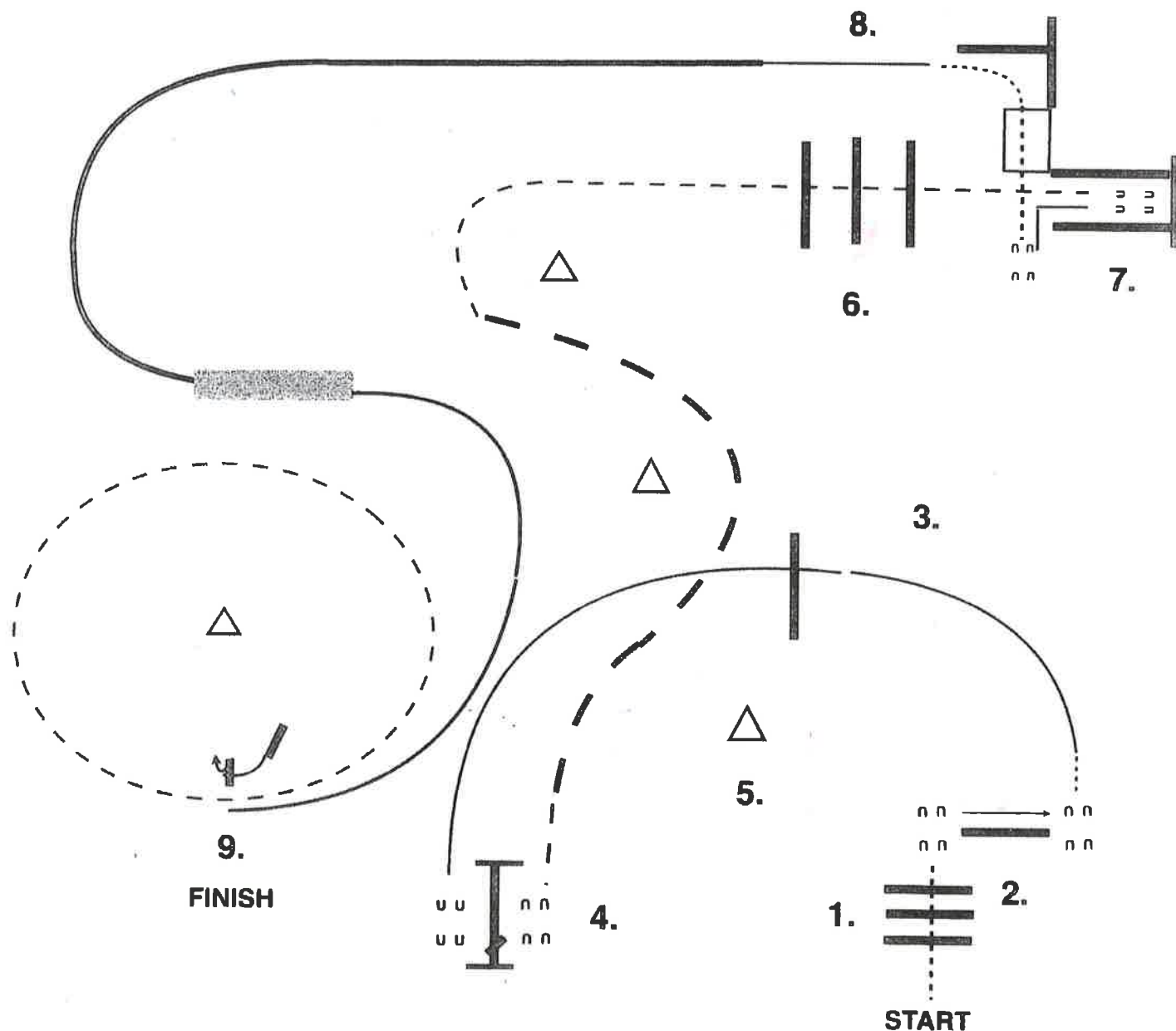
ALL WALK – JOG TRAIL FOR Thursday, June 18, 2026



1. JOG OVER POLES.
2. STOP OR BREAK TO THE WALK, WALK INTO THE BOX, EXECUTE A 360 TURN EITHER WAY, WALK OUT BOX.
3. JOG OVER POLES.
4. JOG THRU SERPENTINE, JOG OVER POLES, JOG AROUND GATE.

5. JOG OVER POLES.
6. JOG OVER POLES.
7. JOG INTO CHUTE, STOP AND BACK BETWEEN POLES BACK AROUND CORNER.
8. WALK OUT CHUTE. WALK OVER POLES.

ALL RANCH TRAIL FOR THURSDAY, June 18, 2026



1. WALK OVER LOGS.
2. SIDE PASS RIGHT OVER LOG.
3. WALK FORWARD, THEN LOPE LEFT LEAD OVER LOGS, LOPE UP TO GATE.
4. WORK GATE LEFT HAND.
5. TROT, THEN EXTEND THE TROT THROUGH SERPENTINE.
6. COLLECT THE TROT, TROT OVER LOGS, TROT INTO CHUTE AND STOP.
7. BACK AROUND CORNER BETWEEN LOGS, WALK OVER BRIDGE, TURN LEFT.
8. LOPE LEFT LEAD, THEN EXTEND THE LOPE AND CHANGE LEADS (SIMPLE OR FLYING) COLLECT THE LOPE AND LOPE UP TO DRAG.
9. WORK DRAG WALK OR TROT AROUND MARKER.
YOUTH TRAIL, PICK UP BUCKET TROT AROUND CONE, RETURN BUCKET.

Spring Into Summer

All Youth & Amateur Walk-Jog Horsemanship

Show Date: June 18 - 19, 2026

Be ready at A.

- Jog to B.
- Walk around B to the left and to C.
- Jog at C around to D.
- Stop at D and back approximately one horse length.
- Turn 90 degrees to the right on the hindquarters and jog out.

Follow the directions of your ring steward.

Walk: - - - - -
 Jog: - · - · -
 Extended Jog: - - - - -
 Lope: - - - - -
 Lead Change: ↗ ↘ ↙ ↚
 Back: ← ← ← ← ←
 Marker: (B)

Pattern Provided by:

[WH/WT-78]

Spring Into Summer

All Rookie, Level 1 (Novice) & Open Horsemanship

Show Date: June 18 - 19, 2026

Be ready at A.

- Jog to and around B.
- Lope on the left lead from B to and around C.
- Extended jog from C to D.
- Stop at D and back approximately one horse length.
- Turn 90 degrees to the right on the hindquarters and walk out.

Follow the directions of your ring steward.

Walk: - - - - -
 Jog: - · - · -
 Extended Jog: - - - - -
 Lope: - - - - -
 Lead Change: ↗ ↘ ↙ ↚
 Back: ← ← ← ← ←
 Marker: (B)

Pattern Provided by:

[WH/2-78]

Spring Into Summer

All Youth, Amateur & Select Horsemanship

Show Date: June 18 - 19, 2026

Be ready at A.

- Jog to B.
- Walk around B.
- Lope on the right lead from B to C.
- Perform a simple lead change at C.
- Lope on the left lead around C.
- Extended jog from C to D.
- Stop at D and back approximately one horse length.
- Spin 1/4 turns to the right on the hindquarters and jog out.

Follow the directions of your ring steward.

Walk: - - - - -
 Jog: - · - · -
 Extended Jog: - - - - -
 Lope: - - - - -
 Lead Change: ↗ ↘ ↙ ↚
 Back: ← ← ← ← ←
 Marker: (B)

Pattern Provided by:

[WH/3-78]

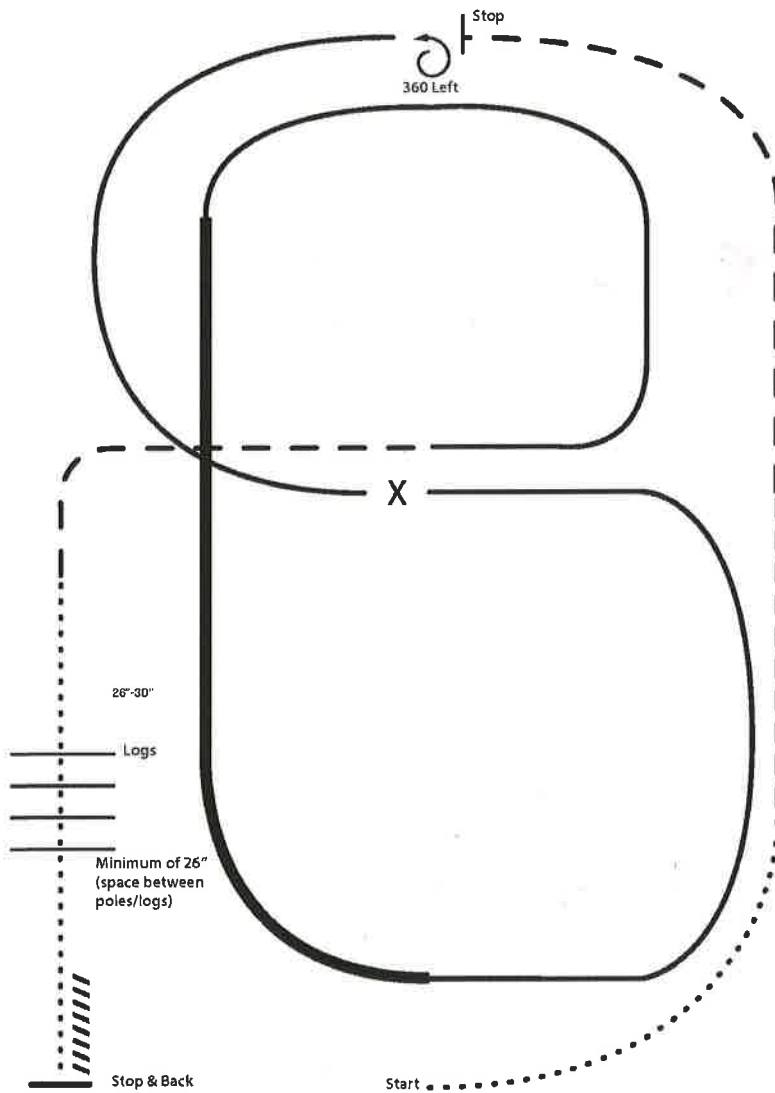
Spring Into Summer

All Ranch Riding *EXCEPT WALK/TROT*

Show Date: June 18 - 19, 2026

www.HorseShowPatterns.com

www.HorseShowPatterns.com



- X Lead Change
- Walk
- Trot
- Ext Trot
- Lope
- Ext Lope
- //// Back

1. Walk
2. Trot
3. Extend the trot, at the top of the arena ,stop
4. 360 degree turn to the left
5. Left lead 1/2 circle, lope to the center
6. Change leads (simple or flying)
7. Right lead 1/2 circle
8. Extended lope up the long side of the arena (right lead)
9. Collect back to a lope around the top of the arena and back to center
10. Break down to an extended trot
11. Walk over logs
12. Stop and back

[RR/AQHA-1]

Pattern Provided by:

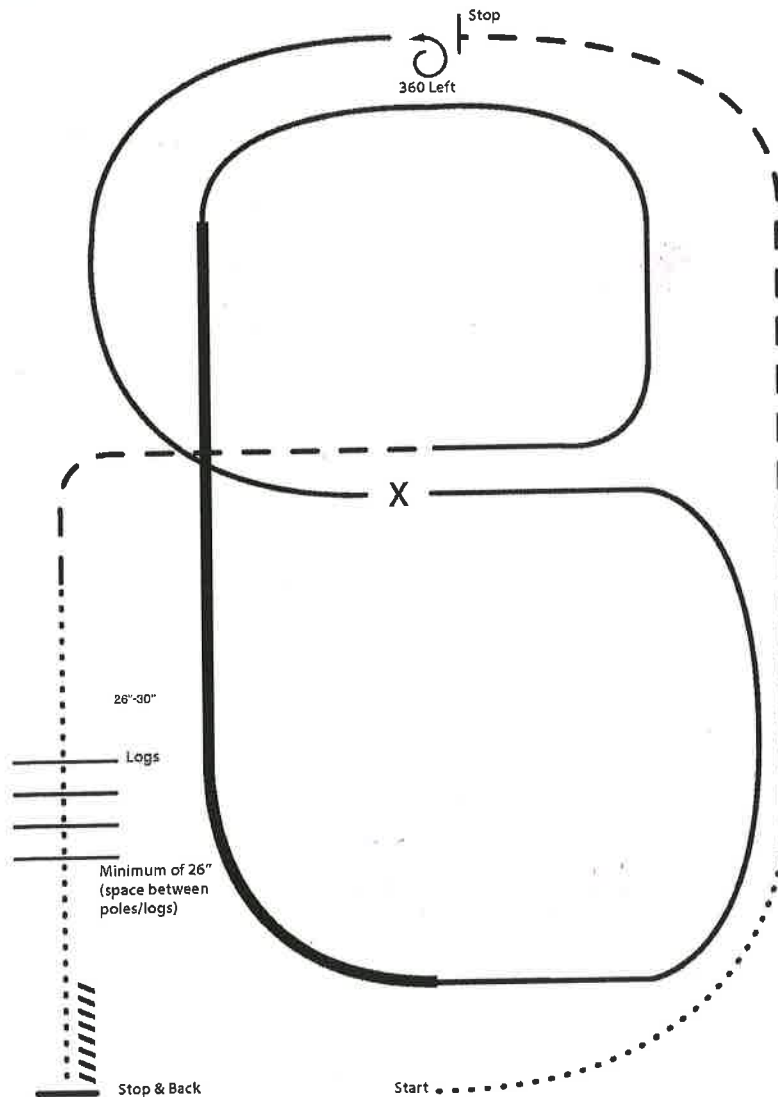
Spring Into Summer

OPEN ALL BREED Ranch Riding WALK/TROT

Show Date: June 18 - 19, 2026

www.HorseShowPatterns.com

www.HorseShowPatterns.com



- X Lead Change
- Walk
- - - Trot
- — — Ext Trot
- ==== Lope
- ===== Ext Lope
- /////// Back

1. Walk
2. Trot
3. Extend the trot, at the top of the arena ,stop
4. 360 degree turn to the left
5. Left lead 1/2 circle. EXTENDED TROT TO CENTER
6. Change DIRECTION
7. d 1/2 circle TROT
8. Extended TROT the long side of the arena
9. Collect back to a TROT around the top of the arena and back to center
10. Break down to an extended trot
11. Walk over logs
12. Stop and back

[RR/AQHA-1]

Pattern Provided by:

Spring Into Summer

All Rookie, Level 1 (Novice) & Open Showmanship

Show Date: June 18 - 19, 2026

www.HorseShowPatterns.com

Be ready at A.

1. When acknowledged, walk half way to Judge.
2. Stop and perform a 1/4 turn.
3. Back approximately one horse length.
4. Walk until even with Judge.
5. Trot in a half circle until even with Judge.
6. Perform a 1/4 turn, stop and set up for inspection.
7. When dismissed, perform a 1/4 turn and walk straight away from Judge.

Follow the instructions of your ring steward.

Walk Trot Back Marker Judge

[S/2-80]

Pattern Provided by:

©2025 HorseShowPatterns.com. All Rights Reserved

Spring Into Summer

All Youth, Amateur & Select Showmanship

Show Date: June 18 - 19, 2026

www.HorseShowPatterns.com

Be ready at A.

1. When acknowledged, walk half way to Judge.
2. Stop and perform a 1/4 turn.
3. Back approximately one horse length.
4. Walk until even with Judge.
5. Trot in a half circle until even with Judge.
6. Perform a 1/4 turn, stop and set up for inspection.
7. When dismissed, perform a 1/4 turn and walk straight away from Judge.

Follow the instructions of your ring steward.

Walk Trot Back Marker Judge

[S/3-80]

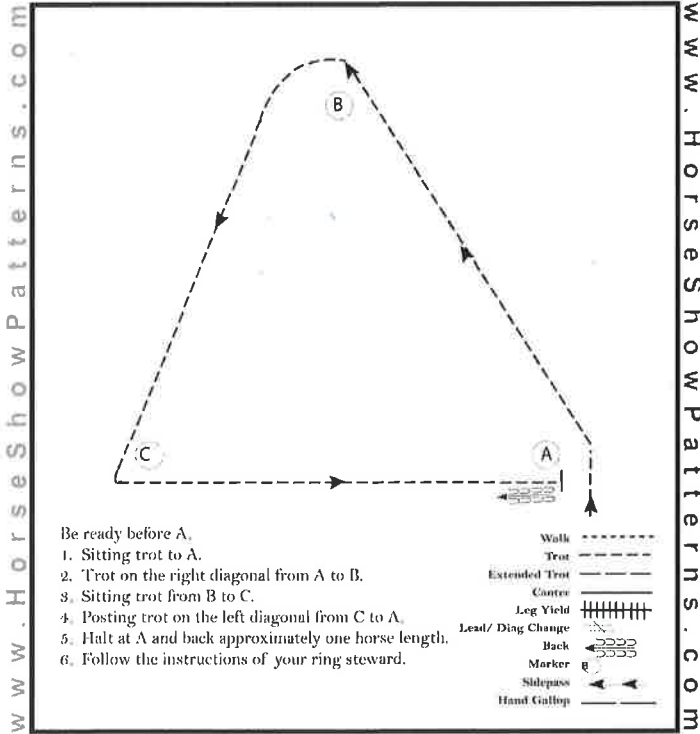
Pattern Provided by:

©2025 HorseShowPatterns.com. All Rights Reserved

Spring Into Summer

All Youth & Amateur Walk-Trot Equitation

Show Date: June 18 - 19, 2026



- Be ready before A.
1. Sitting trot to A.
 2. Trot on the right diagonal from A to B.
 3. Sitting trot from B to C.
 4. Posting trot on the left diagonal from C to A.
 5. Halt at A and back approximately one horse length.
 6. Follow the instructions of your ring steward.



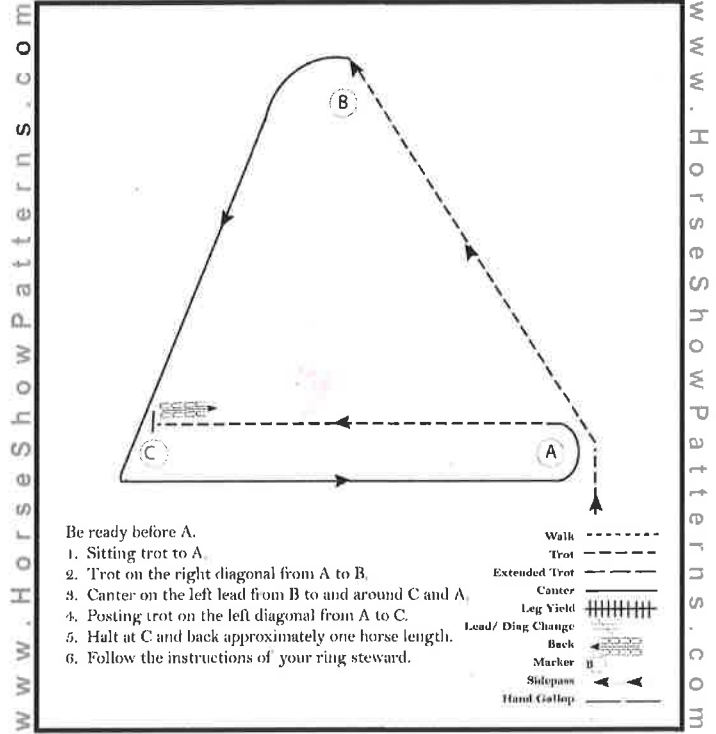
Pattern Provided by:

[HSE/WT-54]

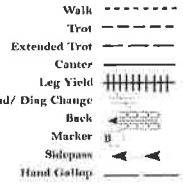
Spring Into Summer

All Rookie, Level 1 (Novice) & Open Equitation

Show Date: June 18 - 19, 2026



- Be ready before A.
1. Sitting trot to A.
 2. Trot on the right diagonal from A to B.
 3. Canter on the left lead from B to and around C and A.
 4. Posting trot on the left diagonal from A to C.
 5. Halt at C and back approximately one horse length.
 6. Follow the instructions of your ring steward.



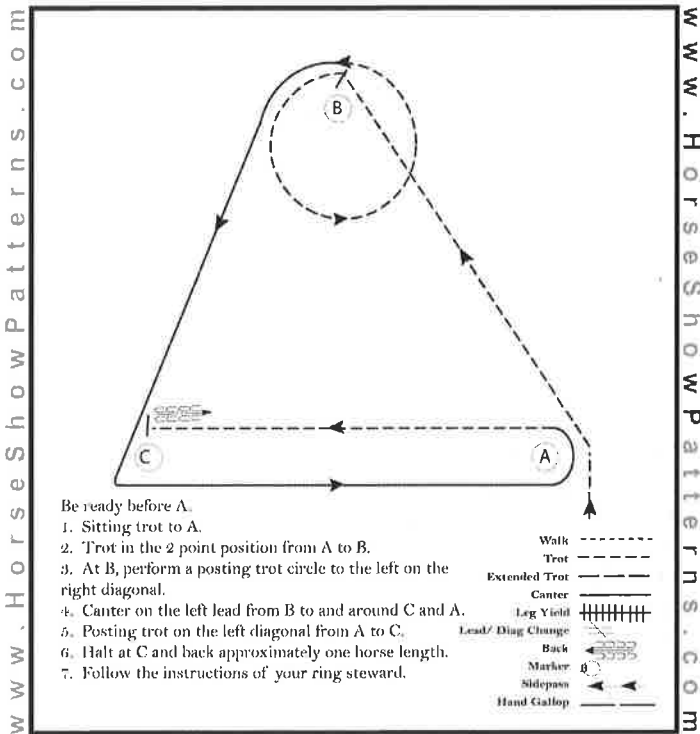
Pattern Provided by:

[HSE/2-54]

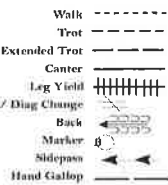
Spring Into Summer

All Youth, Amateur & Select Equitation

Show Date: June 18 - 19, 2026



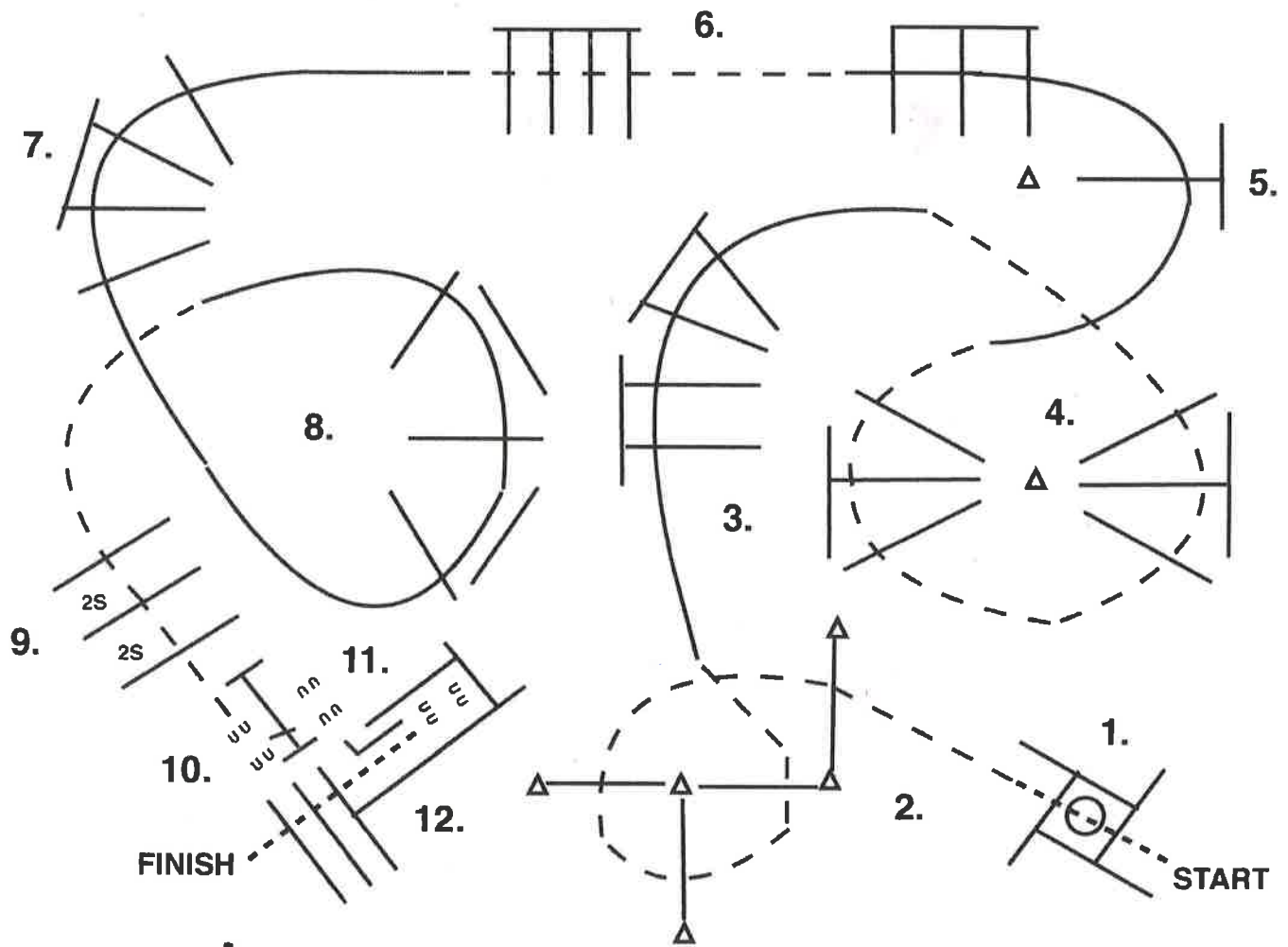
- Be ready before A.
1. Sitting trot to A.
 2. Trot in the 2 point position from A to B.
 3. At B, perform a posting trot circle to the left on the right diagonal.
 4. Canter on the left lead from B to and around C and A.
 5. Posting trot on the left diagonal from A to C.
 6. Halt at C and back approximately one horse length.
 7. Follow the instructions of your ring steward.



Pattern Provided by:

[HSE/3-54]

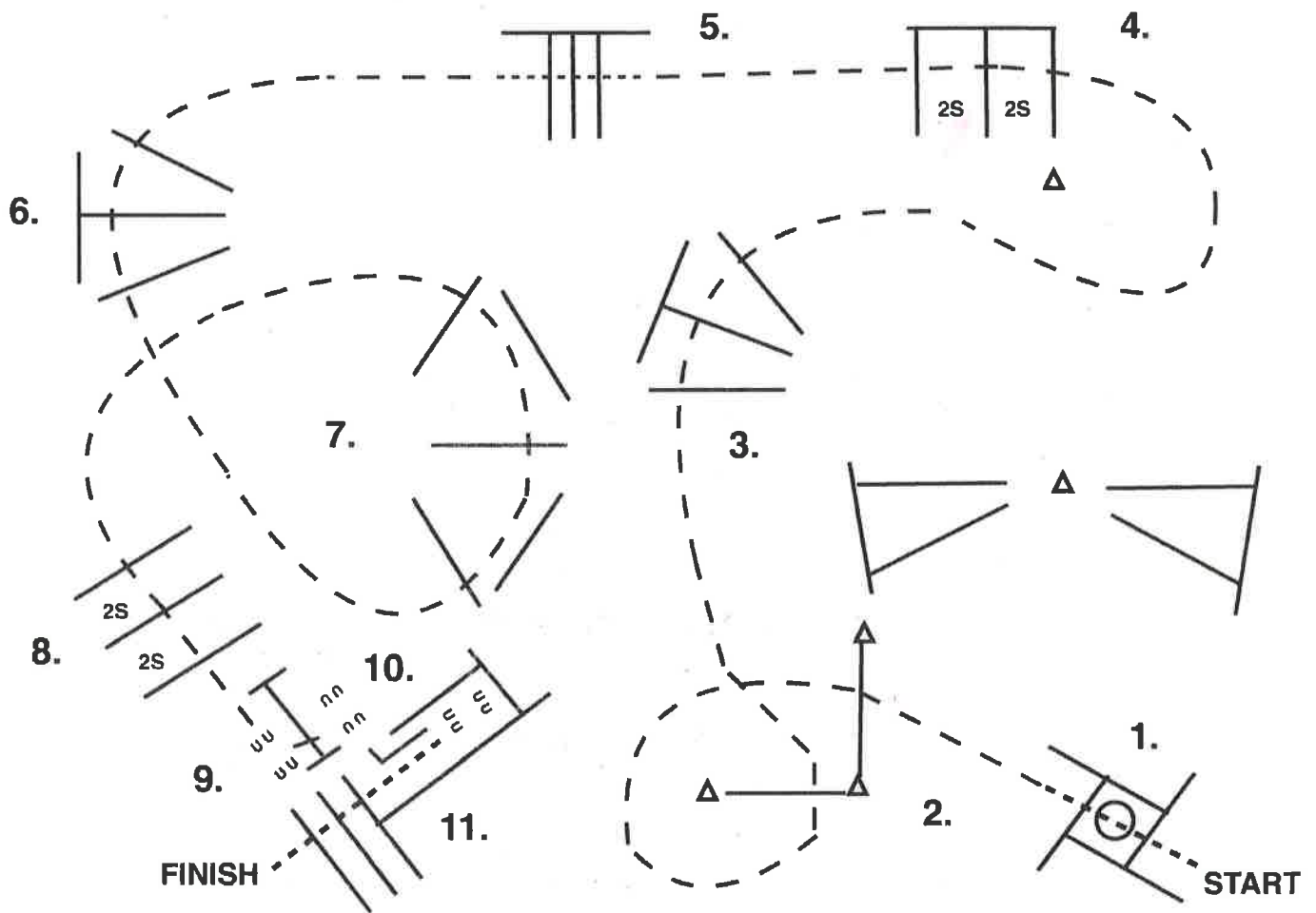
All Trail for Saturday June 20, 2026



1. WALK INTO BOX, EXECUTE A 360 TURN EITHER WAY, WALK OUT BOX.
2. JOG THROUGH SERPENTINE, JOG OVER POLES.
3. LOPE OVER POLES (RIGHT LEAD).
4. BREAK TO THE JOG, JOG OVER POLES.
5. LOPE OVER POLES (LEFT LEAD).
6. BREAK TO THE JOG, JOG OVER POLES.
7. LOPE OVER POLES (LEFT LEAD).
8. LOPE OVER POLES (LEFT LEAD).
9. BREAK TO THE JOG, JOG OVER POLES, JOG UP TO GATE.
10. WORK GATE LEFT HAND, OPEN WALK THROUGH AND CLOSE GATE.
11. BACK AROUND CORNER BETWEEN POLES.
12. WALK OUT CHUTE, WALK OVER POLES.

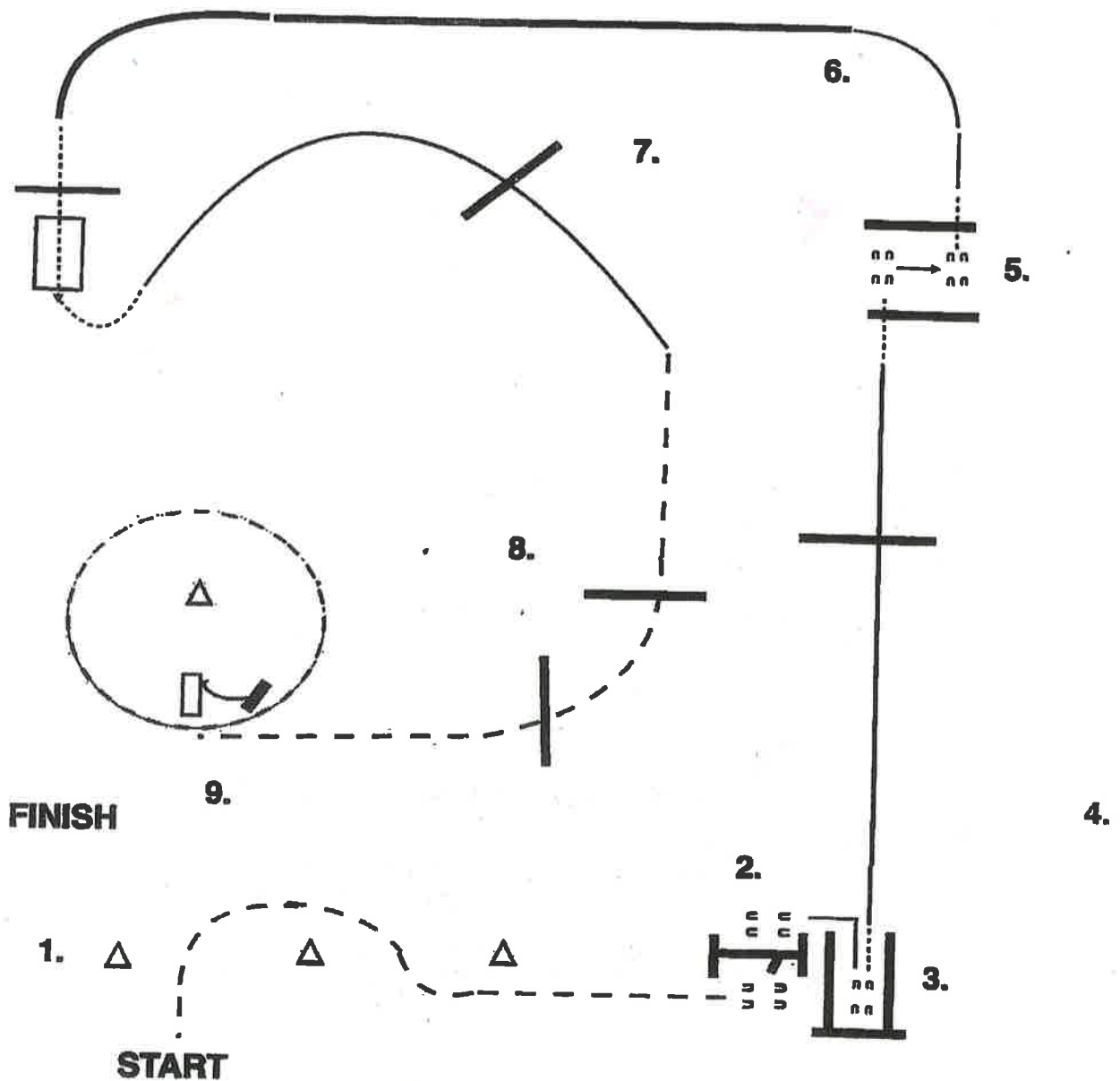
All Trail for Saturday, June 20, 2026

Walk-Jog!



1. WALK INTO BOX, EXECUTE A 360 TURN EITHER WAY, WALK OUT BOX.
2. JOG THROUGH SERPENTINE, JOG OVER POLES.
3. JOG OVER POLES.
4. JOG OVER POLES.
5. STOP OR BREAK TO THE WALK, WALK OVER POLES.
6. JOG OVER POLES.
7. JOG OVER POLES.
8. JOG OVER POLES, JOG UP TO GATE.
9. WORK GATE LEFT HAND, OPEN WALK THROUGH AND CLOSE GATE.
10. BACK AROUND CORNER BETWEEN POLES.
11. WALK OUT CHUTE, WALK OVER POLES.

ALL RANCH TRAIL FOR SATURDAY, June 20, 2026



1. TROT BETWEEN MARKERS AND UP TO GATE.
2. WORK GATE LEFT HAND.
3. BACK AROUND CORNER, BACK BETWEEN LOGS, WALK FORWARD.
4. LOPE OVER LOG LEFT LEAD.
5. BREAK TO THE WALK, WALK OVER LOG, SIDE PASS RIGHT BETWEEN LOGS, WALK OVER LOG.
6. LOPE LEFT LEAD AND THEN EXTEND THE UP TO LOGS, BREAK TO WALK, WALK OVER LOG AND WALK OVER BRIDGE
7. LOPE RIGHT LEAD OVER LOG.
8. BREAK TO THE TROT, TROT OVER LOGS, TROT UP TO DRAG.
9. WORK DRAG, WALK OR TROT AROUND MARKER. YOUTH TRAIL CARRY OBJECT AROUND MARKER AT THE TROT AND RETURN.

Spring Into Summer




All Youth & Amateur Walk-Jog Horsemanship

Show Date: June 20-21, 2026

Be ready before A.

1. Walk to A.
2. Jog until just past B and C.
3. Stop and perform a 3/4 turn left.
4. Jog to and around B.
5. Continue the jog to C.
6. Break to walk and walk around and past C.
7. Jog until even with A.
8. Stop and back approximately one horse length and walk to exit.

Follow the instructions of your ring steward.

Walk -----
 Jog -----
 Extended Jog -----
 Lope -----
 Lead Change 
 Back 
 Marker 

Pattern Provided by:

[WH/WT-91]

Spring Into Summer




All Rookie, Level 1 (Novice) & Open Horsemanship

Show Date: June 20-21, 2026

Be ready before A.

1. Walk to A.
2. Extended jog until just past B and C.
3. Stop and perform a 3/4 turn left.
4. Lope on the right lead around B.
5. Perform a simple lead change halfway to C and lope around C.
6. Break to walk for 2 strides.
7. Jog until even with A.
8. Stop and back approximately one horse length and walk to exit.

Follow the instructions of your ring steward.

Walk -----
 Jog -----
 Extended Jog -----
 Lope -----
 Lead Change 
 Back 
 Marker 

Pattern Provided by:

[WH/2-91]

Spring Into Summer




All Youth, Amateur & Select Horsemanship

Show Date: June 20-21, 2026

Be ready before A.

1. Walk to A.
2. Extended jog until just past B and C.
3. Stop and perform a 1 3/4 turn left.
4. Lope on the right lead around B.
5. Change leads halfway to C and lope around C.
6. Break to walk for 2 strides.
7. Jog until even with A.
8. Stop and back approximately one horse length and walk to exit.

Follow the instructions of your ring steward.

Walk -----
 Jog -----
 Extended Jog -----
 Lope -----
 Lead Change 
 Back 
 Marker 

Pattern Provided by:

[WH/3-91]

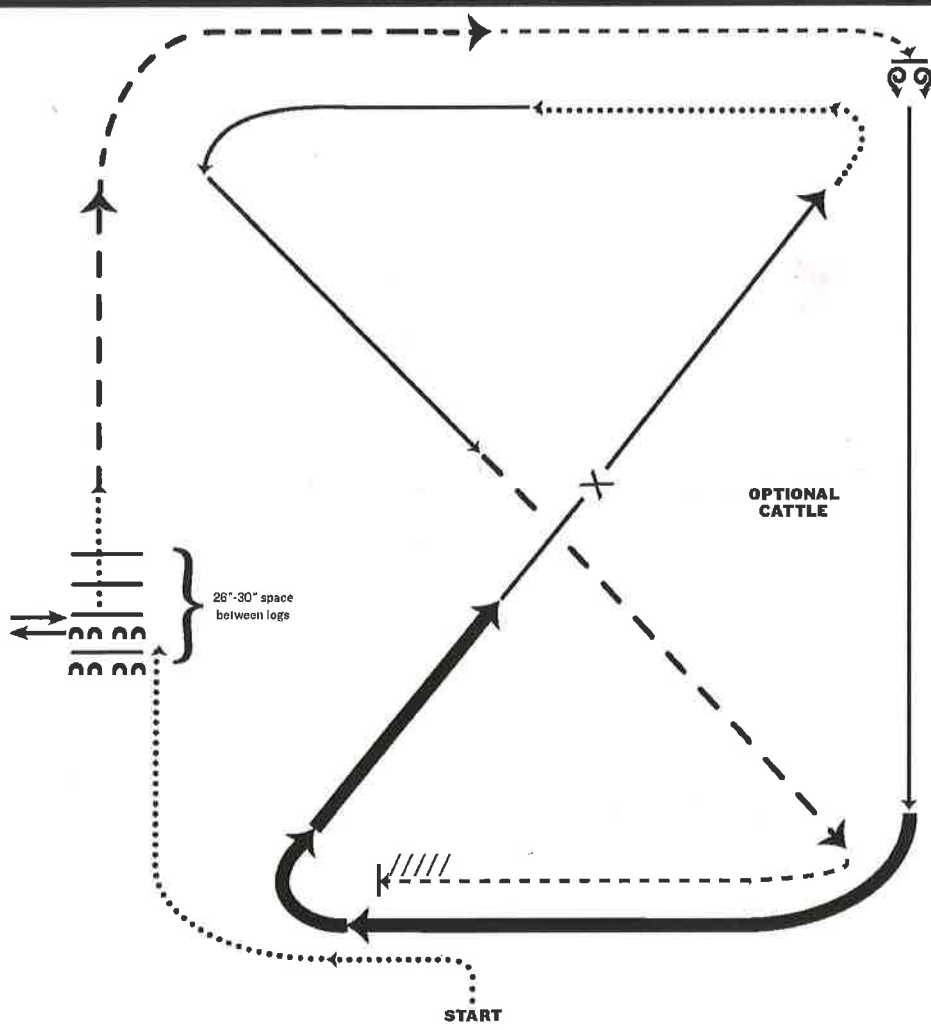
Spring Into Summer

All Ranch Riding (EXCEPT WALK/TROT)

Show Date: June 20-21, 2026

W W W . H O R S E S H O W P A T T E R N S . C O M

W W W . H O R S E S H O W P A T T E R N S . C O M



1. Walk
2. Side pass left across first log, side pass 1/2 way to right
3. Walk across logs
4. Extended trot
5. Trot
6. Stop, 360 degree turn each direction (either direction 1st) (L-R or R-L)
7. Lope right lead
8. Extended lope (right lead)
9. Collect lope, change leads (simple or flying)
10. Walk
11. Lope left lead
12. Extended trot
13. Trot
14. Stop and back

Note: The drawn description of this pattern is only intended for the general depiction of the pattern. Exhibitors should utilize the arena space to best exhibit their horses.

Pattern Provided by:

[RR/AQHA-8]

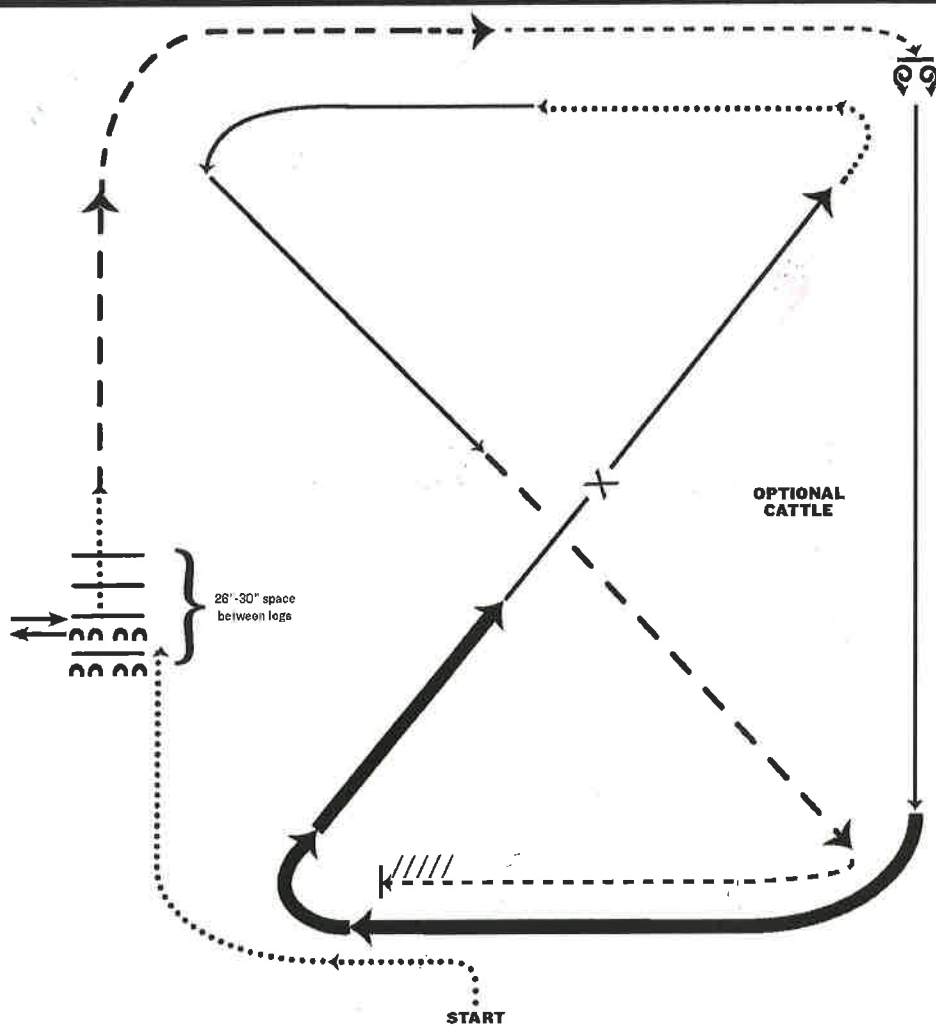
Spring Into Summer

OPEN ALL BREED Ranch Riding WALK/TROT

Show Date: June 20-21, 2026

www.HorseShowPatterns.com

www.HorseShowPatterns.com



1. Walk
2. Side pass left across first log, side pass 1/2 way to right
3. Walk across logs
4. Extended trot
5. Trot
6. Stop. 360 degree turn each direction (either direction 1st) (L-R or R-L)
7. TROT
8. EXTENDED TROT
9. , change DIRECTIONS
10. Walk
11. TROT
12. Extended trot
13. Trot
14. Stop and back

Note: The drawn description of this pattern is only intended for the general depiction of the pattern. Exhibitors should utilize the arena space to best exhibit their horses.

[RR/AQHA-8]

Pattern Provided by:

Spring Into Summer

All Youth & Amateur Walk-Trot Equitation

Show Date: June 20-21, 2026

www.HorseShowPatterns.com

Be ready before A.

1. Walk to A.
2. Sitting trot from A to B.
3. Posting trot on the left diagonal from B to C.
4. Stop at C and back one horse length.
5. Posting trot on the right diagonal to D.
6. Stop at D.

When dismissed, follow the instructions of your ring steward.

Walk	-----
Trot	-----
Extended Trot	-----
Canter	-----
Leg Yield	
Lead Change	
Back	←←←←
Marker	Ⓚ
Sidepass	↔↔
Hand Gallop	↔↔

www.HorseShowPatterns.com

Pattern Provided by:

[HSE/WT-35]

©2026 Horse Show Patterns, Inc. All Rights Reserved.

Spring Into Summer

All Rookie, Level 1 (Novice) & Open Equitation

Show Date: June 20-21, 2026

www.HorseShowPatterns.com

Be ready before A.

1. Walk to A.
2. Sitting trot from A to B.
3. Right lead canter at B. Circle to the right and continue to canter to C.
4. Stop at C and back one horse length.
5. Posting trot on the right diagonal to D.
6. Stop at D.

When dismissed, follow the instructions of your ring steward.

Walk	-----
Trot	-----
Extended Trot	-----
Canter	-----
Leg Yield	
Lead Change	
Back	←←←←
Marker	Ⓚ
Sidepass	↔↔
Hand Gallop	↔↔

www.HorseShowPatterns.com

Pattern Provided by:

[HSE/2-35]

©2026 Horse Show Patterns, Inc. All Rights Reserved.

Spring Into Summer

All Youth, Amateur & Select Equitation

Show Date: June 20-21, 2026

www.HorseShowPatterns.com

Be ready before A.

1. Walk to A.
2. Sitting trot from A to B.
3. Right lead canter at B. Circle to the right.
4. Simple change of leads between B and C.
5. Canter left lead to C.
6. Stop at C and back one horse length.
7. Posting trot on the right diagonal to D.
8. Stop at D.

When dismissed, follow the instructions of your ring steward.

Walk	-----
Trot	-----
Extended Trot	-----
Canter	-----
Leg Yield	
Lead Change	
Back	←←←←
Marker	Ⓚ
Sidepass	↔↔
Hand Gallop	↔↔

www.HorseShowPatterns.com

Pattern Provided by:

[HSE/3-35]

©2026 Horse Show Patterns, Inc. All Rights Reserved.